

Pirelli Dutch Round, 17-19 April 2026

Results Race 2

Laps 21 = 95,382 Km - Time of Race 32'58.347 - Avg. 173,567 km/h

1 / 2

Pos	Grid	No. Rider	Nat	Team	Bike	Class	LL	Gap	Rel.	Fastest Lap	Speed	Qualifying	Speed
1	1	11 N. BULEGA	ITA	Aruba.it Racing - Ducati	Ducati Panigale V4R		21			1'33.162	298,3	1'32.144	290,3
2	2	7 I. LECUONA	ESP	Aruba.it Racing - Ducati	Ducati Panigale V4R		21	2.724	2.724	1'33.394	298,3	1'32.567	294,3
3	3	14 S. LOWES	GBR	ELF Marc VDS Racing Team	Ducati Panigale V4R	IND	21	5.257	2.533	1'33.499	294,3	1'32.473	287,2
4	4	19 A. BAUTISTA	ESP	Barni Spark Racing Team	Ducati Panigale V4R	IND	21	8.941	3.684	1'33.939	300,8	1'33.013	290,3
5	8	5 Y. MONTELLA	ITA	Barni Spark Racing Team	Ducati Panigale V4R	IND	21	9.845	0.904	1'33.916	300,0	1'33.258	291,1
6	10	34 L. BALDASSARRI	ITA	Team GoEleven	Ducati Panigale V4R	IND	21	12.872	3.027	1'34.009	296,7	1'33.108	288,0
7	6	97 X. VIERGE	ESP	Pata Maxus Yamaha	Yamaha YZF R1		21	17.363	4.491	1'34.224	296,7	1'32.946	288,8
8	9	55 A. LOCATELLI	ITA	Pata Maxus Yamaha	Yamaha YZF R1		21	18.294	0.931	1'34.362	295,9	1'33.079	288,8
9	7	9 D. PETRUCCI	ITA	ROKIT BMW Motorrad WorldSBK Team	BMW M1000 RR		21	19.054	0.760	1'34.063	297,5	1'32.921	291,1
10	14	95 T. MACKENZIE	GBR	MGM Optical Express Racing	Ducati Panigale V4R	IND	21	21.924	2.870	1'34.369	299,2	1'33.352	291,1
11	5	22 A. LOWES	GBR	bimota by Kawasaki Racing Team	bimota KB998 Rimini		21	22.304	0.380	1'34.065	295,1	1'32.960	288,8
12	13	88 M. OLIVEIRA	POR	ROKIT BMW Motorrad WorldSBK Team	BMW M1000 RR		21	24.570	2.266	1'34.143	304,2	1'33.304	291,1
13	17	47 A. BASSANI	ITA	bimota by Kawasaki Racing Team	bimota KB998 Rimini		21	25.291	0.721	1'34.520	297,5	1'33.756	288,8
14	11	87 R. GARDNER	AUS	GYTR GRT Yamaha WorldSBK Team	Yamaha YZF R1		21	25.391	0.100	1'34.490	295,9	1'33.229	287,2
15	20	62 S. MANZI	ITA	GYTR GRT Yamaha WorldSBK Team	Yamaha YZF R1		21	25.394	0.003	1'34.493	295,1	1'34.213	285,7
16	12	46 T. BRIDEWELL	GBR	Superbike Advocates	Ducati Panigale V4R	IND	21	26.979	1.585	1'34.587	296,7	1'33.231	291,9
17	15	67 A. SURRA	ITA	Motocorsa Racing	Ducati Panigale V4R	IND	21	30.923	3.944	1'34.413	299,2	1'33.452	292,7
18	16	31 G. GERLOFF	USA	Kawasaki WorldSBK Team	Kawasaki ZX-10RR		21	31.060	0.137	1'34.752	300,0	1'33.575	292,7
19	18	65 J. REA	GBR	Honda HRC	Honda CBR1000RR-R SP		21	36.230	5.170	1'34.503	293,5	1'33.856	287,2
20	19	54 B. SOFUOGLU	TUR	Motocrossing WorldSBK Team	Yamaha YZF R1	IND	21	38.452	2.222	1'35.023	292,7	1'34.013	285,7
21	21	13 M. RATO	ITA	Motocrossing WorldSBK Team	Yamaha YZF R1	IND	21	49.397	10.945	1'34.986	292,7	1'34.360	286,5
22	22	85 T. SMITS	NED	Team Apreco	Yamaha YZF R1	IND	21	56.266	6.869	1'35.892	286,5	1'34.969	282,0

AIR	Humidity:	69%	Temp:	10°C
TRACK	Condition:	Dry	Temp:	15°C

Records	Pole [SP]	2026	N.Bulega	1'32.144	177,453 Km/h
	Race [SPRC]	2026	N.Bulega	1'32.357	177,043 Km/h
	All Times [SP]	2026	N.Bulega	1'32.144	177,453 Km/h
Race Fastest Lap		Lap 4	N.Bulega	1'33.162	175,514 Km/h

LAP LEADERS					
No. Rider	From	To	Laps	Total	
14 S. LOWES	1	2	2	2	
11 N. BULEGA	3	21	19	19	

TOTAL LEADER LAPS		
No. Rider	Laps	
11 N. BULEGA	146	
7 I. LECUONA	5	
5 Y. MONTELLA	3	
14 S. LOWES	2	

19/04/2026 Start 15:30 End 16:04 The results are provisional until the end of the time limit for protests and appeals and the completion of the technical checks.

These data/results cannot be reproduced, stored and/or transmitted in whole or in part by any manner of electronic, mechanical, photocopying, recording, broadcasting or otherwise now known or herein after developed without the previous express consent by the copyright owner, except for reproduction in daily press and regular printed publications on sale to the public within 60 days of the event related to those data/results and always provided that copyright symbol appears together as follows below.

© DORNA WSBK ORGANIZATION Srl 2026

Clerk Of The Course: **Roland Brontsema**
 Publication Time: **16:08**

Pirelli Dutch Round, 17-19 April 2026

Results Race 2

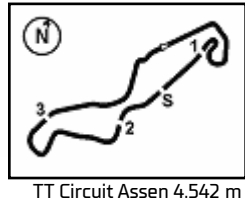
Race Highlights

Time	No. Rider	Description
15.10.00		Sighting Lap Started
15.27.57		Warm Up Lap Started
15.30.14		Start of Session
15.32.08		No Jump Starts
15.33.08	55 A. LOCATELLI	#55 Course Cutting at Turn 17 Under Investigation
15.33.22	55 A. LOCATELLI	#55 Lap Time Cancelled (First Lap) - Exceeded Track Limits - Turn 17
15.33.49	55 A. LOCATELLI	#55 Course Cutting at Turn 17 - No Further Action
15.34.01	85 T. SMITS	#85 Lap Time Cancelled (1'35.895) - Exceeded Track Limits - Turn 18
15.35.42	22 A. LOWES	#22 Lap Time Cancelled (1'34.286) - Exceeded Track Limits - Turn 18
15.42.23	88 M. OLIVEIRA	#88 Lap Time Cancelled (1'35.898) - Exceeded Track Limits - Turn 17
15.46.52	62 S. MANZI	#62 Lap Time Cancelled (1'35.119) - Exceeded Track Limits - Turn 18
15.47.23	87 R. GARDNER	#87 Lap Time Cancelled (1'35.595) - Exceeded Track Limits - Turn 18
15.47.47	88 M. OLIVEIRA	#88 Lap Time Cancelled (1'35.239) - Exceeded Track Limits - Turn 18
15.51.18	22 A. LOWES	#22 Lap Time Cancelled (1'34.796) - Exceeded Track Limits - Turn 18
15.52.10		2/3 of Race Distance Completed
15.52.13	54 B. SOFUOGLU	#54 Lap Time Cancelled (1'35.628) - Exceeded Track Limits - Turn 18
15.52.41	13 M. RATO	#13 Lap Time Cancelled (1'36.590) - Exceeded Track Limits - Turn 18
15.53.17	87 R. GARDNER	#87 Lap Time Cancelled (1'35.364) - Exceeded Track Limits - Turn 17
15.54.03	67 A. SURRA	#67 Lap Time Cancelled (1'35.612) - Exceeded Track Limits - Turn 18
15.55.09	62 S. MANZI	#62 Lap Time Cancelled (1'35.550) - Exceeded Track Limits - Turn 18
15.57.38	62 S. MANZI	#62 Course Cutting at Turn 17 Under Investigation
15.58.13	22 A. LOWES	#22 Lap Time Cancelled (1'35.566) - Exceeded Track Limits - Turn 18
15.58.17	22 A. LOWES	#22 Track Limits Warning
15.58.32	62 S. MANZI	#62 Course Cutting at Turn 17 - No Further Action
16.02.15	5 Y. MONTELLA	#5 Lap Time Cancelled (1'34.841) - Exceeded Track Limits - Turn 18
16.04.46		End of Session

19/04/2026 Start 15:30 End 16:04 The results are provisional until the end of the time limit for protests and appeals and the completion of the technical checks. Clerk Of The Course: **Roland Brontsema** Publication Time: **16:08**

These data/results cannot be reproduced, stored and/or transmitted in whole or in part by any manner of electronic, mechanical, photocopying, recording, broadcasting or otherwise now known or herein after developed without the previous express consent by the copyright owner, except for reproduction in daily press and regular printed publications on sale to the public within 60 days of the event related to those data/results and always provided that copyright symbol appears together as follows below.

© DORNA WSBK ORGANIZATION Srl 2026



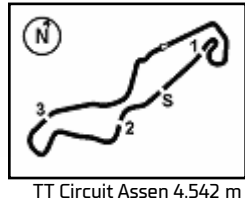
Pirelli Dutch Round, 17-19 April 2026 Riders Standings

	Points	Points From First	Points From Previous	February 22 PHILLIP ISLAND	March 29 PORTIMAO	April 19 ASSEN	May 3 BALATON	May 17 MOST	May 31 ARAGON	June 14 MISANO	July 12 DONINGTON	September 6 MAGNY-COURS	September 27 CREMONA	October 11 ESTORIL	October 18 JEREZ			
1 BULEGA Nicolo (ITA)	186			25 25 12 12	25 25 12 12	25 25 12 12												
2 LECUONA Iker (ESP)	117	69		10 8 1 1	20 20 9 9	20 20 9 9												
3 LOWES Sam (GBR)	82	104	35	11 5 5	11 11 5 5	16 16 7 7												
4 OLIVEIRA Miguel (POR)	69	117	13	8 9 7	16 16 7 7	9 4												
5 LOWES Alex (GBR)	69	117	0	9 7 7	13 13 6 6	11 5 5 5												
6 BASSANI Axel (ITA)	67	119	2	13 9 9	20 8 8 2	4 3												
7 BAUTISTA Alvaro (ESP)	59	127	8	16 3 3	7 1 1	13 13 6 6												
8 BALDASSARRI Lorenzo (ITA)	58	128	1	16 7 2	5 10	8 10												
9 MONTELLA Yari (ITA)	48	138	10	20 6 6	4	5 11 2 2												
10 LOCATELLI Andrea (ITA)	44	142	4	3 11 11	4 7	10 8 1 1												
11 PETRUCCI Danilo (ITA)	41	145	3	6 10 10	6 9	7 3												
12 VIERGE Xavi (ESP)	34	152	7		10 2 3 2	6 9 4 4												
13 MACKENZIE Tarran (GBR)	32	154	2	4 13 13	2	7 6												
14 GERLOFF Garrett (USA)	24	162	8	5 6 4	9													
15 GARDNER Remy (AUS)	16	170	8	3 3 3	6 6	2 2												
16 SURRA Alberto (ITA)	13	173	3	7 4 4	1	1												
17 MANZI Stefano (ITA)	8	178	5	2	5	1												
18 NAGASHIMA Tetsuta (JPN)	7	179	1	2 5														
19 BRIDEWELL Thomas (GBR)	6	180	1		3 3													
20 REA Jonathan (GBR)	4	182	2		4													
21 CHANTRA Somkiat (THA)	1	185	3		1													
22 SOFUOGLU Bahattin (TUR)	1	185	0	1														
23 VICKERS Ryan (GBR)	1	185	0	1														

19/04/2026 First Line: Race 1 & 2 - Second Line: Tissot Superpole Race

These data/results cannot be reproduced, stored and/or transmitted in whole or in part by any manner of electronic, mechanical, photocopying, recording, broadcasting or otherwise now known or herein after developed without the previous express consent by the copyright owner, except for reproduction in daily press and regular printed publications on sale to the public within 60 days of the event related to those data/results and always provided that copyright symbol appears together as follows below.

© DORNA WSBK ORGANIZATION Srl 2026



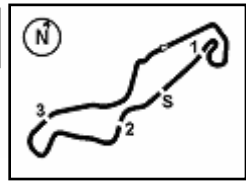
Pirelli Dutch Round, 17-19 April 2026
Riders Standings

Points	Points From First	Points From Previous	Independent Riders														
			February 22 PHILLIP ISLAND	March 29 PORTIMAO	April 19 ASSEN	May 3 BALATON	May 17 MOST	May 31 ARAGON	June 14 MISANO	July 12 DONINGTON	September 6 MAGNY-COURS	September 27 CREMONA	October 11 ESTORIL	October 18 JEREZ			
1	LOWES Sam [GBR]	82	11 5	11 5	11 7	16 7											
2	BAUTISTA Alvaro [ESP]	59 23	16 3	7 1	13 6	13 6											
3	BALDASSARRI Lorenzo [ITA]	58 24 1	16 2	7 5	10 8	10 10											
4	MONTELLA Yari [ITA]	48 34 10	20 6	7 4	5 2	11 2											
5	MACKENZIE Tarran [GBR]	32 50 16	4 13	2 2	7 6	6 6											
6	SURRA Alberto [ITA]	13 69 19	7 4	1 1	1 1												
7	BRIDEWELL Thomas [GBR]	6 76 7		3 3	3 3												
8	SOFUOGLU Bahattin [TUR]	1 81 5	1 1														

19/04/2026 First Line: Race 1 & 2 - Second Line: Tissot Superpole Race

These data/results cannot be reproduced, stored and/or transmitted in whole or in part by any manner of electronic, mechanical, photocopying, recording, broadcasting or otherwise now known or herein after developed without the previous express consent by the copyright owner, except for reproduction in daily press and regular printed publications on sale to the public within 60 days of the event related to those data/results and always provided that copyright symbol appears together as follows below.

© DORNA WSBK ORGANIZATION Srl 2026



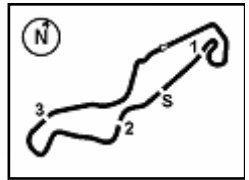
Pirelli Dutch Round, 17-19 April 2026
Manufacturers Standings

	Points	Points From First	Points From Previous	February 22 PHILLIP ISLAND		March 29 PORTIMAO		April 19 ASSEN		May 3 BALATON		May 17 MOST		May 31 ARAGON		June 14 MISANO		July 12 DONINGTON		September 6 MAGNY-COURS		September 27 CREMONA		October 11 ESTORIL		October 18 JEREZ				
				25	25	25	25	25	25	25	25	25	25	25	25	25	25	25	25	25	25	25	25	25	25	25	25	25	25	25
1	186			12	12	12	12	12	12																					
2	95	91		9	9	6	6	5	5																					
3	76	110	19	10	10	7	7	3	3																					
4	57	129	19	11	11	3	3	4	4																					
5	24	162	33	6	6	4	4																							
6	11	175	13	5	5																									

19/04/2026 First Line: Race 1 & 2 - Second Line: Tissot Superpole Race

These data/results cannot be reproduced, stored and/or transmitted in whole or in part by any manner of electronic, mechanical, photocopying, recording, broadcasting or otherwise now known or herein after developed without the previous express consent by the copyright owner, except for reproduction in daily press and regular printed publications on sale to the public within 60 days of the event related to those data/results and always provided that copyright symbol appears together as follows below.

© DORNA WSBK ORGANIZATION Srl 2026



	February 22 PHILLIP ISLAND	March 29 PORTIMAO	April 19 ASSEN	May 3 BALATON	May 17 MOST	May 31 ARAGON	June 14 MISANO	July 12 DONINGTON	September 6 MAGNY-COURS	September 27 CREMONA	October 11 ESTORIL	October 18 JEREZ								
1 Aruba.it Racing - Ducati	303																			
BULEGA Nicolo	186	25 12	25 12	25 12	25 12															
LECUONA Iker	117	10 1	8 9	20 9	20 9															
2 bimota by Kawasaki Racing Team	136 [-167]																			
LOWES Alex	69	9 7	13 6	13 6	11 5	5														
BASSANI Axel	67	13 9	20 2	8 2	8 3	4	3													
3 ROKIT BMW Motorrad WorldSBK Team	110 [-193]																			
OLIVEIRA Miguel	69	8 9	16 7	16 7	9 4	4														
PETRUCCI Danilo	41	6 10	6 9	6 9	7 3	7														
4 Barni Spark Racing Team	107 [-196]																			
BAUTISTA Alvaro	59	3 16	7 1	13 6	13 6															
MONTELLA Yari	48	20 6	4	5 2	11 2															
5 ELF Marc VDS Racing Team	82 [-221]																			
LOWES Sam	82	11 5	11 5	11 7	16 7	16														
6 Pata Maxus Yamaha	78 [-225]																			
LOCATELLI Andrea	44	3 11	4 7	10 1	8 1															
VIERGE Xavi	34		10 3	2 4	6 4	9														
7 Team Gooleven	58 [-245]																			
BALDASSARRI Lorenzo	58	16 2	7 10	5 8	10 10															
8 MGM Optical Express Racing	32 [-271]																			
MACKENZIE Tarran	32	4 13	2	7 6																
9 GYTR GRT Yamaha WorldSBK Team	24 [-279]																			
GARDNER Remy	16		3 3	6 2	2 2															
MANZI Stefano	8		2 5		1															
10 Kawasaki WorldSBK Team	24 [-279]																			
GERLOFF Garrett	24	5 4	6 9																	
11 Motocorsa Racing	13 [-290]																			
SURRA Alberto	13	7 4	1 1																	
12 Honda HRC	13 [-290]																			
NAGASHIMA Tetsuta	7	2 5																		
REA Jonathan	4			4																
VICKERS Ryan	1	1																		
CHANTRA Somkiat	1			1																

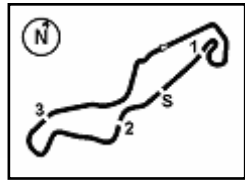
19/04/2026

These data/results cannot be reproduced, stored and/or transmitted in whole or in part by any manner of electronic, mechanical, photocopying, recording, broadcasting or otherwise now known or herein after developed without the previous express consent by the copyright owner, except for reproduction in daily press and regular printed publications on sale to the public within 60 days of the event related to those data/results and always provided that copyright symbol appears together as follows below.

© DORNA WSBK ORGANIZATION Srl 2026

FICR PERUGIA TIMING





Pirelli Dutch Round, 17-19 April 2026

Teams Standings

	February 22 PHILLIP ISLAND	March 29 PORTIMAO	April 19 ASSEN	May 3 BALATON	May 17 MOST	May 31 ARAGON	June 14 MISANO	July 12 DONINGTON	September 6 MAGNY-COURS	September 27 CREMONA	October 11 ESTORIL	October 18 JEREZ		
13 Superbike Advocates	6 [-297]													
BRIDEWELL Thomas	6	3	3											
14 Motoxracing WorldSBK Team	1 [-302]													
SOFUOGLU Bahattin	1	1												

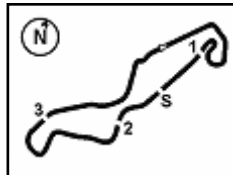
19/04/2026

These data/results cannot be reproduced, stored and/or transmitted in whole or in part by any manner of electronic, mechanical, photocopying, recording, broadcasting or otherwise now known or herein after developed without the previous express consent by the copyright owner, except for reproduction in daily press and regular printed publications on sale to the public within 60 days of the event related to those data/results and always provided that copyright symbol appears together as follows below.

© DORNA WSBK ORGANIZATION Srl 2026

FICR PERUGIA TIMING





Pirelli Dutch Round, 17-19 April 2026

Teams Standings

	February 22 PHILLIP ISLAND	March 29 PORTIMAO	April 19 ASSEN	May 3 BALATON	May 17 MOST	May 31 ARAGON	June 14 MISANO	July 12 DONINGTON	September 6 MAGNY-COURS	September 27 CREMONA	October 11 ESTORIL	October 18 JEREZ						
Referent Teams																		
1 Aruba.it Racing - Ducati 303																		
BULEGA Nicolo	186	25 12	25 12	25 12	25 12													
LECUONA Iker	117	10 8 1	20 20 9	20 20 9	20 20 9													
2 bimota by Kawasaki Racing Team 136 [-167]																		
LOWES Alex	69	9 7	13 6	13 6	11 5	5 5												
BASSANI Axel	67	13 9	20 2	8 2	8 2	4 3												
3 ROKiT BMW Motorrad WorldSBK Team 110 [-193]																		
OLIVEIRA Miguel	69	8 9	16 7	16 7	9 4	4 4												
PETRUCCI Danilo	41	6 10	6 9	6 9	7 3	7 3												
4 Pata Maxus Yamaha 78 [-225]																		
LOCATELLI Andrea	44	3 11	4 7	4 7	10 8	8 1												
VIERGE Xavi	34		10 3	2 3	6 4	9 4												
5 GYTR GRT Yamaha WorldSBK Team 24 [-279]																		
GARDNER Remy	16	3	3 6	3 6	2 2	2 2												
MANZI Stefano	8	2	5	5	1	1												
6 Kawasaki WorldSBK Team 24 [-279]																		
GERLOFF Garrett	24	5 4	6 9	6 9														
7 Honda HRC 13 [-290]																		
NAGASHIMA Tetsuta	7	2 5																
REA Jonathan	4		4	4														
VICKERS Ryan	1	1																
CHANTRA Somkiat	1		1	1														

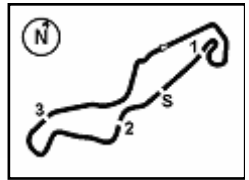
19/04/2026

These data/results cannot be reproduced, stored and/or transmitted in whole or in part by any manner of electronic, mechanical, photocopying, recording, broadcasting or otherwise now known or herein after developed without the previous express consent by the copyright owner, except for reproduction in daily press and regular printed publications on sale to the public within 60 days of the event related to those data/results and always provided that copyright symbol appears together as follows below.

© DORNA WSBK ORGANIZATION Srl 2026

FICR PERUGIA TIMING





February 22 PHILIP ISLAND	March 29 PORTIMAO	April 19 ASSEN	May 3 BALATON	May 17 MOST	May 31 ARAGON	June 14 MISANO	July 12 DONINGTON	September 6 MAGNY-COURS	September 27 CREMONA	October 11 ESTORIL	October 18 JEREZ		
------------------------------	----------------------	-------------------	------------------	----------------	------------------	-------------------	----------------------	----------------------------	-------------------------	-----------------------	---------------------	--	--

Independent Teams													
1 Barni Spark Racing Team 107													
BAUTISTA Alvaro	59	16 3	7 1	13 13	13 6								
MONTELLA Yari	48	20 6	4	5 2	11								
2 ELF Marc VDS Racing Team 82 [-25]													
LOWES Sam	82	11 5	11 5	16 7	16								
3 Team Goeleven 58 [-49]													
BALDASSARRI Lorenzo	58	16 2	7 10	5	8 10								
4 MGM Optical Express Racing 32 [-75]													
MACKENZIE Tarran	32	4 13	2	7 6									
5 Motocorsa Racing 13 [-94]													
SURRA Alberto	13	7 4	1	1									
6 Motoxracing WorldSBK Team 1 [-106]													
SOFUOGLU Bahattin	1	1											

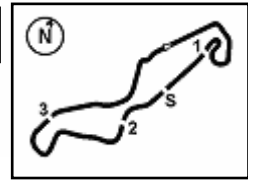
19/04/2026

These data/results cannot be reproduced, stored and/or transmitted in whole or in part by any manner of electronic, mechanical, photocopying, recording, broadcasting or otherwise now known or herein after developed without the previous express consent by the copyright owner, except for reproduction in daily press and regular printed publications on sale to the public within 60 days of the event related to those data/results and always provided that copyright symbol appears together as follows below.

© DORNA WSBK ORGANIZATION Srl 2026

FICR PERUGIA TIMING





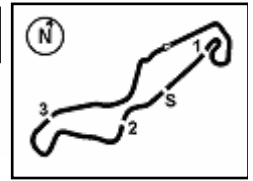
Pirelli Dutch Round, 17-19 April 2026
Pirelli Best Lap Award

	Points	Points From First	Points From Previous	February 22 PHILLIP ISLAND	March 29 PORTIMAO	April 19 ASSEN	May 3 BALATON	May 17 MOST	May 31 ARAGON	June 14 MISANO	July 12 DONINGTON	September 6 MAGNY-COURS	September 27 CREMONA	October 11 ESTORIL	October 18 JEREZ			
1 BULEGA Nicolo (ITA)	5			1 1	1	1 1												
2 LECUONA Iker (ESP)	1	4			1													

19/04/2026 First Line: Race 1 & 2

These data/results cannot be reproduced, stored and/or transmitted in whole or in part by any manner of electronic, mechanical, photocopying, recording, broadcasting or otherwise now known or herein after developed without the previous express consent by the copyright owner, except for reproduction in daily press and regular printed publications on sale to the public within 60 days of the event related to those data/results and always provided that copyright symbol appears together as follows below.

© DORNA WSBK ORGANIZATION Srl 2026



Pirelli Dutch Round, 17-19 April 2026

Best Finish Award Race 2

TT Circuit Assen 4.542 m

Points	Points From First	Points From Previous	February 22		March 29		April 19		May 3		May 17		May 31		June 14		July 12		September 6		September 27		October 11		October 18	
			PHILLIP ISLAND	PHILLIP ISLAND	PORTIMAO	PORTIMAO	ASSEN	ASSEN	BALATON	BALATON	MOST	MOST	ARAGON	ARAGON	MISANO	MISANO	DONINGTON	DONINGTON	MAGNY-COURS	MAGNY-COURS	CREMONA	CREMONA	ESTORIL	ESTORIL	JEREZ	JEREZ
1	OLIVEIRA	35	<u>13</u> 14	<u>1</u>	<u>6</u> 1																					
	Miguel (POR)		8 7	3	7 12																					
2	LOCATELLI	22 13	<u>2</u> 10	<u>2</u> 5	<u>2</u> 1																					
	Andrea (ITA)		13 5	12 9	6 8																					
3	MACKENZIE	19 16 3	<u>9</u>	<u>1</u>	<u>5</u> 4																					
	Tarran (GBR)		4	14	9 10																					
4	MANZI	16 19 3	<u>4</u>	<u>6</u>	<u>1</u> 5																					
	Stefano (ITA)		14	11	19 15																					
5	BALDASSARRI	13 22 3	<u>4</u>	<u>4</u>	<u>1</u> 4																					
	Lorenzo (ITA)		3	6	8 6																					
6	BASSANI	12 23 1	<u>1</u>	<u>2</u>	<u>5</u> 4																					
	Axel (ITA)		4	8	12 13																					
7	LECUONA	9 26 3	<u>7</u> 1		<u>1</u>																					
	Iker (ESP)		6 8		2																					
8	NAGASHIMA	9 26 0	<u>3</u> 6																							
	Tetsuta (JPN)		14 11																							
9	BAUTISTA	9 26 0	<u>4</u> 2	<u>3</u>	<u>3</u>																					
	Alvaro (ESP)		3 9	4	4																					
10	PETRUCCI	8 27 1	<u>4</u>	<u>4</u>																						
	Danilo (ITA)		6	7																						
11	SOFUOGLU	8 27 0	<u>3</u> 4	<u>1</u>																						
	Bahattin (TUR)		16 15	20																						
12	BRIDEWELL	7 28 1		<u>7</u>																						
	Thomas (GBR)			13																						
13	REA	7 28 0		<u>6</u>	<u>1</u>																					
	Jonathan (GBR)			12	17																					
14	GERLOFF	6 29 1		<u>6</u>																						
	Garrett (USA)			7																						
15	CHANTRA	5 30 1		<u>1</u> 4																						
	Somkiat (THA)			18 15																						
16	MONTELLA	4 31 1			<u>1</u> 3																					
	Yari (ITA)				11 5																					
17	LOWES	4 31 0		<u>3</u>	<u>1</u>																					
	Alex (GBR)			4	5																					
18	RATO	4 31 0	<u>3</u>	<u>1</u>																						
	Mattia (ITA)		17	21																						
19	GARDNER	3 32 1	<u>1</u>	<u>2</u>																						
	Remy (AUS)		13	10																						
20	SURRA	2 33 1	<u>1</u>	<u>1</u>																						
	Alberto (ITA)		9	15																						
21	SMITS	1 34 1			<u>1</u>																					
	Twan (NED)				21																					
22	VICKERS	1 34 0	<u>1</u>																							
	Ryan (GBR)		15																							

19/04/2026 First Line: Gained Positions - Second Line: Race Position - Underline: Best Finisher

These data/results cannot be reproduced, stored and/or transmitted in whole or in part by any manner of electronic, mechanical, photocopying, recording, broadcasting or otherwise now known or herein after developed without the previous express consent by the copyright owner, except for reproduction in daily press and regular printed publications on sale to the public within 60 days of the event related to those data/results and always provided that copyright symbol appears together as follows below.

© DORNA WSBK ORGANIZATION Srl 2026

Pirelli Dutch Round, 17-19 April 2026

Best Sectors & Speed Race 2

RESULTS

Pos	Rank	Name	Team	Laps	Time
1	11	N. BULEGA	Ducati Panigale V4R	21	
2	7	I. LECUONA	Ducati Panigale V4R	21	2.724
3	14	S. LOWES	Ducati Panigale V4R	21	5.257
4	19	A. BAUTISTA	Ducati Panigale V4R	21	8.941
5	5	Y. MONTELLA	Ducati Panigale V4R	21	9.845
6	34	L. BALDASSARRI	Ducati Panigale V4R	21	12.872
7	97	X. VIERGE	Yamaha YZF R1	21	17.363
8	55	A. LOCATELLI	Yamaha YZF R1	21	18.294
9	9	D. PETRUCCI	BMW M 1000 RR	21	19.054
10	95	T. MACKENZIE	Ducati Panigale V4R	21	21.924
11	22	A. LOWES	bimota KB998 Rimini	21	22.304
12	88	M. OLIVEIRA	BMW M 1000 RR	21	24.570
13	47	A. BASSANI	bimota KB998 Rimini	21	25.291
14	87	R. GARDNER	Yamaha YZF R1	21	25.391
15	62	S. MANZI	Yamaha YZF R1	21	25.394
16	46	T. BRIDEWELL	Ducati Panigale V4R	21	26.979
17	67	A. SURRA	Ducati Panigale V4R	21	30.923
18	31	G. GERLOFF	Kawasaki ZX-10RR	21	31.060
19	65	J. REA	Honda CBR1000RR-R SP	21	36.230
20	54	B. SOFUOGLU	Yamaha YZF R1	21	38.452
21	13	M. RATO	Yamaha YZF R1	21	49.397
22	85	T. SMITS	Yamaha YZF R1	21	56.266

SPEED

Pos	Rank	Name	Team	Speed
1	88	M. OLIVEIRA	BMW M 1000 RR	304,2
2	19	A. BAUTISTA	Ducati Panigale V4R	300,8
3	31	G. GERLOFF	Kawasaki ZX-10RR	300,0
4	5	Y. MONTELLA	Ducati Panigale V4R	300,0
5	95	T. MACKENZIE	Ducati Panigale V4R	299,2
6	67	A. SURRA	Ducati Panigale V4R	299,2
7	11	N. BULEGA	Ducati Panigale V4R	298,3
8	7	I. LECUONA	Ducati Panigale V4R	298,3
9	9	D. PETRUCCI	BMW M 1000 RR	297,5
10	47	A. BASSANI	bimota KB998 Rimini	297,5
11	97	X. VIERGE	Yamaha YZF R1	296,7
12	34	L. BALDASSARRI	Ducati Panigale V4R	296,7
13	46	T. BRIDEWELL	Ducati Panigale V4R	296,7
14	87	R. GARDNER	Yamaha YZF R1	295,9
15	55	A. LOCATELLI	Yamaha YZF R1	295,9
16	62	S. MANZI	Yamaha YZF R1	295,1
17	22	A. LOWES	bimota KB998 Rimini	295,1
18	14	S. LOWES	Ducati Panigale V4R	294,3
19	65	J. REA	Honda CBR1000RR-R SP	293,5
20	54	B. SOFUOGLU	Yamaha YZF R1	292,7
21	13	M. RATO	Yamaha YZF R1	292,7
22	85	T. SMITS	Yamaha YZF R1	286,5

SEG. 1

1	11	N. BULEGA	30.677
2	7	I. LECUONA	30.724
3	88	M. OLIVEIRA	30.834
4	14	S. LOWES	30.869
5	5	Y. MONTELLA	30.884
6	19	A. BAUTISTA	30.914
7	22	A. LOWES	30.924
8	9	D. PETRUCCI	30.930
9	34	L. BALDASSARRI	30.963
10	55	A. LOCATELLI	30.973
11	95	T. MACKENZIE	30.979
12	97	X. VIERGE	31.001
13	67	A. SURRA	31.024
14	65	J. REA	31.032
15	87	R. GARDNER	31.054
16	31	G. GERLOFF	31.061
17	62	S. MANZI	31.084
18	46	T. BRIDEWELL	31.098
19	13	M. RATO	31.104
20	47	A. BASSANI	31.149
21	54	B. SOFUOGLU	31.199
22	85	T. SMITS	31.524

SEG. 2

1	7	I. LECUONA	14.548
2	11	N. BULEGA	14.575
3	14	S. LOWES	14.598
4	19	A. BAUTISTA	14.611
5	95	T. MACKENZIE	14.627
6	22	A. LOWES	14.651
7	97	X. VIERGE	14.682
8	5	Y. MONTELLA	14.693
9	34	L. BALDASSARRI	14.701
10	62	S. MANZI	14.715
11	55	A. LOCATELLI	14.716
12	47	A. BASSANI	14.716
13	87	R. GARDNER	14.734
14	9	D. PETRUCCI	14.747
15	88	M. OLIVEIRA	14.750
16	31	G. GERLOFF	14.759
17	46	T. BRIDEWELL	14.767
18	67	A. SURRA	14.777
19	13	M. RATO	14.821
20	65	J. REA	14.823
21	54	B. SOFUOGLU	14.838
22	85	T. SMITS	15.019

SEG. 3

1	11	N. BULEGA	26.359
2	14	S. LOWES	26.456
3	7	I. LECUONA	26.461
4	19	A. BAUTISTA	26.532
5	5	Y. MONTELLA	26.536
6	22	A. LOWES	26.551
7	34	L. BALDASSARRI	26.568
8	9	D. PETRUCCI	26.615
9	88	M. OLIVEIRA	26.653
10	97	X. VIERGE	26.676
11	47	A. BASSANI	26.717
12	46	T. BRIDEWELL	26.722
13	55	A. LOCATELLI	26.723
14	65	J. REA	26.755
15	87	R. GARDNER	26.759
16	67	A. SURRA	26.782
17	95	T. MACKENZIE	26.787
18	31	G. GERLOFF	26.794
19	54	B. SOFUOGLU	26.811
20	62	S. MANZI	26.818
21	13	M. RATO	26.881
22	85	T. SMITS	27.087

SEG. 4

1	11	N. BULEGA	21.445
2	7	I. LECUONA	21.505
3	14	S. LOWES	21.519
4	34	L. BALDASSARRI	21.525
5	22	A. LOWES	21.582
6	87	R. GARDNER	21.604
7	62	S. MANZI	21.608
8	55	A. LOCATELLI	21.612
9	5	Y. MONTELLA	21.613
10	19	A. BAUTISTA	21.614
11	88	M. OLIVEIRA	21.679
12	97	X. VIERGE	21.693
13	9	D. PETRUCCI	21.698
14	67	A. SURRA	21.713
15	46	T. BRIDEWELL	21.714
16	47	A. BASSANI	21.716
17	95	T. MACKENZIE	21.735
18	65	J. REA	21.798
19	31	G. GERLOFF	21.819
20	54	B. SOFUOGLU	21.871
21	13	M. RATO	21.945
22	85	T. SMITS	22.054

19/04/2026

These data/results cannot be reproduced, stored and/or transmitted in whole or in part by any manner of electronic, mechanical, photocopying, recording, broadcasting or otherwise now known or herein after developed without the previous express consent by the copyright owner, except for reproduction in daily press and regular printed publications on sale to the public within 60 days of the event related to those data/results and always provided that copyright symbol appears together as follows below.

© DORNA WSBK ORGANIZATION Srl 2026

Pirelli Dutch Round, 17-19 April 2026
Lap Chart Race 2

1 / 4

	Lap																				
	1	2	3	4	5	6	7	8	9	10	11	12	13	14	15	16	17	18	19	20	21
1	14	14	11	11	11	11	11	11	11	11	11	11	11	11	11	11	11	11	11	11	11
2	7	7	7	7	7	7	7	7	7	7	7	7	7	7	7	7	7	7	7	7	7
3	11	11	14	14	14	14	14	14	14	14	14	14	14	14	14	14	14	14	14	14	14
4	22	22	22	19	19	19	19	19	19	19	19	19	19	19	19	19	19	19	19	19	19
5	97	19	19	22	22	22	22	5	5	5	5	5	5	5	5	5	5	5	5	5	5
6	19	97	97	97	5	5	5	22	22	34	34	34	34	34	34	34	34	34	34	34	34
7	5	5	5	5	34	34	34	34	34	22	22	22	22	97	97	97	97	97	97	97	97
8	9	34	34	34	97	97	97	97	97	97	97	97	97	9	9	9	9	9	9	9	55
9	95	9	9	9	9	9	9	9	9	9	9	9	9	22	22	22	22	55	55	55	9
10	34	95	95	95	95	88	95	55	55	55	55	55	55	55	55	55	22	95	95	95	95
11	55	55	55	88	88	95	55	95	95	95	95	95	95	95	95	95	95	22	22	22	22
12	46	46	88	55	55	55	87	87	87	88	88	88	88	88	88	88	88	88	88	88	88
13	87	87	46	46	87	87	46	46	88	46	46	46	46	46	87	87	87	87	87	87	47
14	67	88	87	87	46	46	88	88	46	87	87	87	87	46	62	47	47	47	47	47	87
15	88	47	47	47	47	47	47	47	47	47	62	62	62	62	47	47	62	62	62	62	62
16	47	67	67	67	67	67	67	67	67	62	47	47	47	47	62	46	46	46	46	46	46
17	62	31	65	62	62	62	62	62	65	65	65	67	67	67	67	67	67	67	67	67	67
18	31	62	62	65	65	65	65	65	65	67	67	67	65	65	65	65	65	31	31	31	31
19	54	65	54	54	54	54	31	54	31	31	31	31	31	31	31	31	31	31	65	65	65
20	13	54	13	13	13	13	54	31	54	54	54	54	54	54	54	54	54	54	54	54	54
21	65	13	31	31	31	31	13	13	13	13	13	13	13	13	13	13	13	13	13	13	13
22	85	85	85	85	85	85	85	85	85	85	85	85	85	85	85	85	85	85	85	85	85

Final Result		
1	11 N. BULEGA	Laps 21
2	7 I. LECUONA	2.724
3	14 S. LOWES	5.257
4	19 A. BAUTISTA	8.941
5	5 Y. MONTELLA	9.845
6	34 L. BALDASSARRI	12.872
7	97 X. VIERGE	17.363
8	55 A. LOCATELLI	18.294
9	9 D. PETRUCCI	19.054
10	95 T. MACKENZIE	21.924
11	22 A. LOWES	22.304
12	88 M. OLIVEIRA	24.570
13	47 A. BASSANI	25.291
14	87 R. GARDNER	25.391
15	62 S. MANZI	25.394
16	46 T. BRIDWELL	26.979
17	67 A. SURRA	30.923
18	31 G. GERLOFF	31.060
19	65 J. REA	36.230
20	54 B. SOFUOGLU	38.452
21	13 M. RATO	49.397
22	85 T. SMITS	56.266

19/04/2026

These data/results cannot be reproduced, stored and/or transmitted in whole or in part by any manner of electronic, mechanical, photocopying, recording, broadcasting or otherwise now known or herein after developed without the previous express consent by the copyright owner, except for reproduction in daily press and regular printed publications on sale to the public within 60 days of the event related to those data/results and always provided that copyright symbol appears together as follows below.

© DORNA WSBK ORGANIZATION Srl 2026

Pirelli Dutch Round, 17-19 April 2026

Lap Chart Race 2

2 / 4

Lap 1		
1	14 S.Lowes	1'38.954
2	7 I.Lecuona	0.156
3	11 N.Bulega	0.275
4	22 A.Lowes	0.538
5	97 X.Vierge	0.805
6	19 A.Bautista	0.948
7	5 Y.Montella	1.896
8	9 D.Petrucci	1.973
9	95 T.Mackenzie	1.994
10	34 L.Baldassarri	2.037
11	55 A.Locatelli	2.233
12	46 T.Bridewell	2.292
13	87 R.Gardner	2.602
14	67 A.Surra	2.796
15	88 M.Oliveira	2.830
16	47 A.Bassani	2.995
17	62 S.Manzi	3.202
18	31 G.Gerloff	3.358
19	54 B.Sofuoglu	3.518
20	13 M.Rato	3.740
21	65 J.Rea	3.787
22	85 T.Smits	4.450

Lap 4		
1	11 N.Bulega	6'20.467
2	7 I.Lecuona	0.495
3	14 S.Lowes	0.989
4	19 A.Bautista	1.982
5	22 A.Lowes	2.146
6	97 X.Vierge	2.472
7	5 Y.Montella	2.623
8	34 L.Baldassarri	2.931
9	9 D.Petrucci	4.158
10	95 T.Mackenzie	4.471
11	88 M.Oliveira	4.682
12	55 A.Locatelli	4.810
13	46 T.Bridewell	5.226
14	87 R.Gardner	5.288
15	47 A.Bassani	5.616
16	67 A.Surra	6.102
17	62 S.Manzi	6.789
18	65 J.Rea	7.001
19	54 B.Sofuoglu	8.012
20	13 M.Rato	8.355
21	31 G.Gerloff	8.797
22	85 T.Smits	11.020

Lap 7		
1	11 N.Bulega	11'00.695
2	7 I.Lecuona	1.162
3	14 S.Lowes	2.056
4	19 A.Bautista	3.747
5	22 A.Lowes	4.414
6	5 Y.Montella	4.606
7	34 L.Baldassarri	5.561
8	97 X.Vierge	6.084
9	9 D.Petrucci	6.979
10	95 T.Mackenzie	8.052
11	55 A.Locatelli	8.184
12	87 R.Gardner	8.965
13	46 T.Bridewell	9.070
14	88 M.Oliveira	9.137
15	47 A.Bassani	9.267
16	67 A.Surra	9.595
17	62 S.Manzi	10.288
18	65 J.Rea	10.653
19	31 G.Gerloff	13.768
20	54 B.Sofuoglu	13.877
21	13 M.Rato	14.097
22	85 T.Smits	18.976

Lap 10		
1	11 N.Bulega	15'41.533
2	7 I.Lecuona	2.110
3	14 S.Lowes	2.627
4	19 A.Bautista	5.388
5	5 Y.Montella	6.069
6	34 L.Baldassarri	7.474
7	22 A.Lowes	7.537
8	97 X.Vierge	8.005
9	9 D.Petrucci	8.786
10	55 A.Locatelli	10.767
11	95 T.Mackenzie	11.136
12	88 M.Oliveira	13.031
13	46 T.Bridewell	13.182
14	87 R.Gardner	13.240
15	47 A.Bassani	13.273
16	62 S.Manzi	13.797
17	65 J.Rea	14.013
18	67 A.Surra	14.298
19	31 G.Gerloff	19.287
20	54 B.Sofuoglu	19.638
21	13 M.Rato	20.076
22	85 T.Smits	29.500

Lap 2		
1	14 S.Lowes	3'13.294
2	7 I.Lecuona	0.090
3	11 N.Bulega	0.172
4	22 A.Lowes	0.537
5	19 A.Bautista	0.640
6	97 X.Vierge	1.017
7	5 Y.Montella	1.472
8	34 L.Baldassarri	2.021
9	9 D.Petrucci	2.597
10	95 T.Mackenzie	2.697
11	55 A.Locatelli	2.888
12	46 T.Bridewell	2.948
13	87 R.Gardner	3.125
14	88 M.Oliveira	3.232
15	47 A.Bassani	3.624
16	67 A.Surra	3.701
17	31 G.Gerloff	4.191
18	62 S.Manzi	4.331
19	65 J.Rea	4.437
20	54 B.Sofuoglu	4.750
21	13 M.Rato	4.952
22	85 T.Smits	6.005

Lap 5		
1	11 N.Bulega	7'53.877
2	7 I.Lecuona	0.479
3	14 S.Lowes	1.169
4	19 A.Bautista	2.572
5	22 A.Lowes	3.028
6	5 Y.Montella	3.318
7	34 L.Baldassarri	3.964
8	97 X.Vierge	4.042
9	9 D.Petrucci	5.040
10	95 T.Mackenzie	5.430
11	88 M.Oliveira	5.587
12	55 A.Locatelli	5.796
13	87 R.Gardner	6.368
14	46 T.Bridewell	6.507
15	47 A.Bassani	6.726
16	67 A.Surra	7.140
17	62 S.Manzi	7.937
18	65 J.Rea	8.228
19	54 B.Sofuoglu	9.625
20	13 M.Rato	9.931
21	31 G.Gerloff	10.560
22	85 T.Smits	13.874

Lap 8		
1	11 N.Bulega	12'34.163
2	7 I.Lecuona	1.314
3	14 S.Lowes	2.087
4	19 A.Bautista	4.218
5	5 Y.Montella	5.316
6	22 A.Lowes	5.517
7	34 L.Baldassarri	6.340
8	97 X.Vierge	6.910
9	9 D.Petrucci	7.574
10	55 A.Locatelli	9.123
11	95 T.Mackenzie	9.276
12	87 R.Gardner	10.234
13	46 T.Bridewell	10.336
14	88 M.Oliveira	10.487
15	47 A.Bassani	10.651
16	67 A.Surra	10.934
17	62 S.Manzi	11.364
18	65 J.Rea	11.810
19	54 B.Sofuoglu	16.046
20	31 G.Gerloff	16.145
21	13 M.Rato	16.291
22	85 T.Smits	24.375

Lap 11		
1	11 N.Bulega	17'15.314
2	7 I.Lecuona	2.129
3	14 S.Lowes	2.880
4	19 A.Bautista	6.022
5	5 Y.Montella	6.325
6	34 L.Baldassarri	8.128
7	22 A.Lowes	8.728
8	97 X.Vierge	8.919
9	9 D.Petrucci	9.512
10	55 A.Locatelli	11.727
11	95 T.Mackenzie	11.943
12	88 M.Oliveira	14.235
13	46 T.Bridewell	14.389
14	87 R.Gardner	14.780
15	62 S.Manzi	14.868
16	47 A.Bassani	15.197
17	65 J.Rea	15.583
18	67 A.Surra	15.778
19	31 G.Gerloff	20.884
20	54 B.Sofuoglu	21.087
21	13 M.Rato	21.946
22	85 T.Smits	32.074

Lap 3		
1	11 N.Bulega	4'47.305
2	7 I.Lecuona	0.064
3	14 S.Lowes	0.272
4	22 A.Lowes	0.812
5	19 A.Bautista	0.929
6	97 X.Vierge	1.403
7	5 Y.Montella	1.532
8	34 L.Baldassarri	2.019
9	9 D.Petrucci	2.727
10	95 T.Mackenzie	3.107
11	55 A.Locatelli	3.243
12	88 M.Oliveira	3.701
13	46 T.Bridewell	3.761
14	87 R.Gardner	3.954
15	47 A.Bassani	4.232
16	67 A.Surra	4.851
17	65 J.Rea	5.329
18	62 S.Manzi	5.458
19	54 B.Sofuoglu	5.912
20	13 M.Rato	6.103
21	31 G.Gerloff	7.169
22	85 T.Smits	8.018

Lap 6		
1	11 N.Bulega	9'27.289
2	7 I.Lecuona	0.744
3	14 S.Lowes	1.778
4	19 A.Bautista	3.143
5	22 A.Lowes	3.755
6	5 Y.Montella	3.874
7	34 L.Baldassarri	4.798
8	97 X.Vierge	5.105
9	9 D.Petrucci	5.967
10	88 M.Oliveira	6.645
11	95 T.Mackenzie	6.651
12	55 A.Locatelli	6.746
13	87 R.Gardner	7.648
14	46 T.Bridewell	7.889
15	47 A.Bassani	8.067
16	67 A.Surra	8.300
17	62 S.Manzi	9.114
18	65 J.Rea	9.319
19	54 B.Sofuoglu	11.699
20	13 M.Rato	11.806
21	31 G.Gerloff	11.900
22	85 T.Smits	16.490

Lap 9		
1	11 N.Bulega	14'07.936
2	7 I.Lecuona	1.475
3	14 S.Lowes	2.108
4	19 A.Bautista	4.620
5	5 Y.Montella	5.584
6	22 A.Lowes	6.246
7	34 L.Baldassarri	6.764
8	97 X.Vierge	7.361
9	9 D.Petrucci	8.066
10	55 A.Locatelli	9.747
11	95 T.Mackenzie	10.117
12	87 R.Gardner	11.242
13	88 M.Oliveira	11.389
14	46 T.Bridewell	11.515
15	47 A.Bassani	11.778
16	67 A.Surra	12.108
17	62 S.Manzi	12.275
18	65 J.Rea	12.582
19	31 G.Gerloff	17.555
20	54 B.Sofuoglu	17.815
21	13 M.Rato	18.018
22	85 T.Smits	26.950

Lap 12		
1	11 N.Bulega	18'49.084
2	7 I.Lecuona	2.318
3	14 S.Lowes	3.058
4	19 A.Bautista	6.408
5	5 Y.Montella	6.822
6	34 L.Baldassarri	8.652
7	22 A.Lowes	9.642
8	97 X.Vierge	9.850
9	9 D.Petrucci	10.259
10	55 A.Locatelli	12.619
11	95 T.Mackenzie	13.166
12	88 M.Oliveira	15.284
13	46 T.Bridewell	15.504
14	87 R.Gardner	15.660
15	62 S.Manzi	15.880
16	47 A.Bassani	16.476
17	65 J.Rea	17.103
18	67 A.Surra	17.274
19	31 G.Gerloff	22.071
20	54 B.Sofuoglu	22.515
21	13 M.Rato	24.121
22	85 T.Smits	34.652

19/04/2026

These data/results cannot be reproduced, stored and/or transmitted in whole or in part by any manner of electronic, mechanical, photocopying, recording, broadcasting or otherwise now known or herein after developed without the previous express consent by the copyright owner, except for reproduction in daily press and regular printed publications on sale to the public within 60 days of the event related to those data/results and always provided that copyright symbol appears together as follows below.

© DORNA WSBK ORGANIZATION Srl 2026

Pirelli Dutch Round, 17-19 April 2026

Lap Chart Race 2

3 / 4

Lap 13		
1	11 N.Bulega	20'23.003
2	7 I.Lecuona	2.236
3	14 S.Lowes	3.351
4	19 A.Bautista	6.879
5	5 Y.Montella	7.155
6	34 L.Baldassarri	9.489
7	22 A.Lowes	10.519
8	97 X.Vierge	10.598
9	9 D.Petrucci	10.849
10	55 A.Locatelli	13.444
11	95 T.Mackenzie	13.860
12	88 M.Oliveira	16.423
13	46 T.Bridewell	16.558
14	87 R.Gardner	16.677
15	62 S.Manzi	16.854
16	47 A.Bassani	17.306
17	67 A.Surra	18.862
18	65 J.Rea	19.212
19	31 G.Gerloff	23.263
20	54 B.Sofuoglu	24.224
21	13 M.Rato	26.792
22	85 T.Smits	37.046

Lap 16		
1	11 N.Bulega	25'05.606
2	7 I.Lecuona	1.722
3	14 S.Lowes	3.609
4	19 A.Bautista	7.771
5	5 Y.Montella	8.020
6	34 L.Baldassarri	11.135
7	97 X.Vierge	12.470
8	9 D.Petrucci	12.867
9	22 A.Lowes	14.163
10	55 A.Locatelli	15.266
11	95 T.Mackenzie	16.023
12	88 M.Oliveira	19.716
13	87 R.Gardner	20.000
14	62 S.Manzi	20.438
15	47 A.Bassani	20.618
16	46 T.Bridewell	21.219
17	67 A.Surra	22.844
18	65 J.Rea	24.748
19	31 G.Gerloff	26.625
20	54 B.Sofuoglu	29.105
21	13 M.Rato	34.648
22	85 T.Smits	45.126

Lap 19		
1	11 N.Bulega	29'48.473
2	7 I.Lecuona	2.520
3	14 S.Lowes	4.550
4	19 A.Bautista	8.650
5	5 Y.Montella	9.277
6	34 L.Baldassarri	12.354
7	97 X.Vierge	14.961
8	9 D.Petrucci	16.544
9	55 A.Locatelli	17.276
10	95 T.Mackenzie	19.578
11	22 A.Lowes	19.708
12	88 M.Oliveira	23.371
13	87 R.Gardner	23.638
14	47 A.Bassani	23.670
15	62 S.Manzi	23.784
16	46 T.Bridewell	24.761
17	67 A.Surra	27.418
18	31 G.Gerloff	30.202
19	65 J.Rea	31.508
20	54 B.Sofuoglu	34.609
21	13 M.Rato	43.613
22	85 T.Smits	52.471

Lap 14		
1	11 N.Bulega	21'57.373
2	7 I.Lecuona	1.843
3	14 S.Lowes	3.251
4	19 A.Bautista	6.962
5	5 Y.Montella	7.302
6	34 L.Baldassarri	9.905
7	97 X.Vierge	11.167
8	9 D.Petrucci	11.405
9	22 A.Lowes	11.680
10	55 A.Locatelli	14.035
11	95 T.Mackenzie	14.142
12	88 M.Oliveira	17.489
13	46 T.Bridewell	17.561
14	87 R.Gardner	17.671
15	62 S.Manzi	17.836
16	47 A.Bassani	17.976
17	67 A.Surra	20.104
18	65 J.Rea	21.022
19	31 G.Gerloff	24.160
20	54 B.Sofuoglu	25.652
21	13 M.Rato	29.090
22	85 T.Smits	39.328

Lap 17		
1	11 N.Bulega	26'39.563
2	7 I.Lecuona	2.111
3	14 S.Lowes	4.108
4	19 A.Bautista	8.389
5	5 Y.Montella	8.642
6	34 L.Baldassarri	11.678
7	97 X.Vierge	13.392
8	9 D.Petrucci	14.198
9	22 A.Lowes	15.772
10	55 A.Locatelli	16.007
11	95 T.Mackenzie	17.261
12	88 M.Oliveira	21.148
13	87 R.Gardner	21.402
14	47 A.Bassani	21.782
15	62 S.Manzi	22.207
16	46 T.Bridewell	22.589
17	67 A.Surra	24.301
18	65 J.Rea	26.862
19	31 G.Gerloff	28.171
20	54 B.Sofuoglu	31.154
21	13 M.Rato	37.713
22	85 T.Smits	47.808

Lap 20		
1	11 N.Bulega	31'23.149
2	7 I.Lecuona	2.690
3	14 S.Lowes	4.859
4	19 A.Bautista	8.993
5	5 Y.Montella	9.442
6	34 L.Baldassarri	12.535
7	97 X.Vierge	15.906
8	9 D.Petrucci	18.116
9	55 A.Locatelli	18.178
10	95 T.Mackenzie	21.017
11	22 A.Lowes	21.346
12	88 M.Oliveira	24.160
13	87 R.Gardner	24.361
14	47 A.Bassani	24.470
15	62 S.Manzi	24.647
16	46 T.Bridewell	25.711
17	67 A.Surra	29.061
18	31 G.Gerloff	30.799
19	65 J.Rea	33.858
20	54 B.Sofuoglu	36.561
21	13 M.Rato	46.547
22	85 T.Smits	54.380

Lap 15		
1	11 N.Bulega	23'31.269
2	7 I.Lecuona	2.031
3	14 S.Lowes	3.580
4	19 A.Bautista	7.315
5	5 Y.Montella	7.814
6	34 L.Baldassarri	10.710
7	97 X.Vierge	12.046
8	9 D.Petrucci	12.234
9	22 A.Lowes	13.174
10	55 A.Locatelli	14.726
11	95 T.Mackenzie	15.169
12	88 M.Oliveira	18.597
13	87 R.Gardner	19.033
14	46 T.Bridewell	19.217
15	47 A.Bassani	19.472
16	62 S.Manzi	19.490
17	67 A.Surra	21.702
18	65 J.Rea	23.135
19	31 G.Gerloff	25.647
20	54 B.Sofuoglu	27.603
21	13 M.Rato	32.106
22	85 T.Smits	41.919

Lap 18		
1	11 N.Bulega	28'13.719
2	7 I.Lecuona	2.491
3	14 S.Lowes	4.552
4	19 A.Bautista	8.529
5	5 Y.Montella	9.072
6	34 L.Baldassarri	12.393
7	97 X.Vierge	14.285
8	9 D.Petrucci	15.487
9	55 A.Locatelli	17.014
10	22 A.Lowes	17.830
11	95 T.Mackenzie	18.384
12	88 M.Oliveira	22.354
13	87 R.Gardner	22.536
14	47 A.Bassani	22.654
15	62 S.Manzi	23.221
16	46 T.Bridewell	23.916
17	67 A.Surra	25.726
18	65 J.Rea	29.376
19	31 G.Gerloff	29.407
20	54 B.Sofuoglu	33.313
21	13 M.Rato	40.741
22	85 T.Smits	50.261

Lap 21		
1	11 N.Bulega	32'58.347
2	7 I.Lecuona	2.724
3	14 S.Lowes	5.257
4	19 A.Bautista	8.941
5	5 Y.Montella	9.845
6	34 L.Baldassarri	12.872
7	97 X.Vierge	17.363
8	55 A.Locatelli	18.294
9	9 D.Petrucci	19.054
10	95 T.Mackenzie	21.924
11	22 A.Lowes	22.304
12	88 M.Oliveira	24.570
13	47 A.Bassani	25.291
14	87 R.Gardner	25.391
15	62 S.Manzi	25.394
16	46 T.Bridewell	26.979
17	67 A.Surra	30.923
18	31 G.Gerloff	31.060
19	65 J.Rea	36.230
20	54 B.Sofuoglu	38.452
21	13 M.Rato	49.397
22	85 T.Smits	56.266

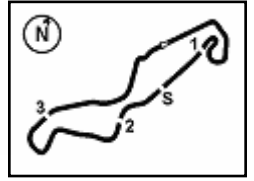
19/04/2026

These data/results cannot be reproduced, stored and/or transmitted in whole or in part by any manner of electronic, mechanical, photocopying, recording, broadcasting or otherwise now known or herein after developed without the previous express consent by the copyright owner, except for reproduction in daily press and regular printed publications on sale to the public within 60 days of the event related to those data/results and always provided that copyright symbol appears together as follows below.

© DORNA WSBK ORGANIZATION Srl 2026

FICR PERUGIA TIMING





Race Pace Comparison

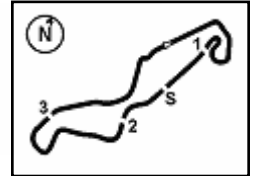
	11 Bul	7 Lec	14 SLo	19 Bau	5 Mon	34 Bal	97 Vie	55 Loc	9 Pet	95 Mac	22 ALo	88 Oli	47 Bas	87 Gar
1	1'39.229	1'39.110	1'38.954	1'39.902	1'40.850	1'40.991	1'39.759	1'41.187	1'40.927	1'40.948	1'39.492	1'41.784	1'41.949	1'41.556
2	1'34.237	1'34.274	1'34.340	1'34.032	1'33.916	1'34.324	1'34.552	1'34.995	1'34.964	1'35.043	1'34.339	1'34.742	1'34.969	1'34.863
3	1'33.839	1'33.985	1'34.283	1'34.300	1'34.071	1'34.009	1'34.397	1'34.366	1'34.141	1'34.421	1'34.286	1'34.480	1'34.619	1'34.840
4	1'33.162	1'33.593	1'33.879	1'34.215	1'34.253	1'34.074	1'34.231	1'34.729	1'34.593	1'34.526	1'34.496	1'34.143	1'34.546	1'34.496
5	1'33.410	1'33.394	1'33.590	1'34.000	1'34.105	1'34.443	1'34.980	1'34.396	1'34.292	1'34.369	1'34.292	1'34.315	1'34.520	1'34.490
6	1'33.412	1'33.677	1'34.021	1'33.983	1'33.968	1'34.246	1'34.475	1'34.362	1'34.339	1'34.633	1'34.139	1'34.470	1'34.753	1'34.692
7	1'33.406	1'33.824	1'33.684	1'34.010	1'34.138	1'34.169	1'34.385	1'34.844	1'34.418	1'34.807	1'34.065	1'35.898	1'34.606	1'34.723
8	1'33.468	1'33.620	1'33.499	1'33.939	1'34.178	1'34.247	1'34.294	1'34.407	1'34.063	1'34.692	1'34.571	1'34.818	1'34.852	1'34.737
9	1'33.773	1'33.934	1'33.794	1'34.175	1'34.041	1'34.197	1'34.224	1'34.397	1'34.265	1'34.614	1'34.502	1'34.675	1'34.900	1'34.781
10	1'33.597	1'34.232	1'34.116	1'34.365	1'34.082	1'34.307	1'34.241	1'34.617	1'34.317	1'34.616	1'34.888	1'35.239	1'35.092	1'35.595
11	1'33.781	1'33.800	1'34.034	1'34.415	1'34.037	1'34.435	1'34.695	1'34.741	1'34.507	1'34.588	1'34.972	1'34.985	1'35.705	1'35.321
12	1'33.770	1'33.959	1'33.948	1'34.156	1'34.267	1'34.294	1'34.701	1'34.662	1'34.517	1'34.993	1'34.684	1'34.819	1'35.049	1'34.650
13	1'33.919	1'33.837	1'34.212	1'34.390	1'34.252	1'34.756	1'34.667	1'34.744	1'34.509	1'34.613	1'34.796	1'35.058	1'34.749	1'34.936
14	1'34.370	1'33.977	1'34.270	1'34.453	1'34.517	1'34.786	1'34.939	1'34.961	1'34.926	1'34.652	1'35.531	1'35.436	1'35.040	1'35.364
15	1'33.896	1'34.084	1'34.225	1'34.249	1'34.408	1'34.701	1'34.775	1'34.587	1'34.725	1'34.923	1'35.390	1'35.004	1'35.392	1'35.258
16	1'34.337	1'34.028	1'34.366	1'34.793	1'34.543	1'34.762	1'34.761	1'34.877	1'34.970	1'35.191	1'35.326	1'35.456	1'35.483	1'35.304
17	1'33.957	1'34.346	1'34.456	1'34.575	1'34.579	1'34.500	1'34.879	1'34.698	1'35.288	1'35.195	1'35.566	1'35.389	1'35.121	1'35.359
18	1'34.156	1'34.536	1'34.600	1'34.296	1'34.586	1'34.871	1'35.049	1'35.163	1'35.445	1'35.279	1'36.214	1'35.362	1'35.028	1'35.290
19	1'34.754	1'34.783	1'34.752	1'34.875	1'34.959	1'34.715	1'35.430	1'35.016	1'35.811	1'35.948	1'36.632	1'35.771	1'35.770	1'35.856
20	1'34.676	1'34.846	1'34.985	1'35.019	1'34.841	1'34.857	1'35.621	1'35.578	1'36.248	1'36.115	1'36.314	1'35.465	1'35.476	1'35.399
21	1'35.198	1'35.232	1'35.596	1'35.146	1'35.601	1'35.535	1'36.655	1'35.314	1'36.136	1'36.105	1'36.156	1'35.608	1'36.019	1'36.228

	62 Man	46 Bri	67 Sur	31 Ger	65 Rea	54 Sof	13 Rat	85 Smi
1	1'42.156	1'41.246	1'41.750	1'42.312	1'42.741	1'42.472	1'42.694	1'43.404
2	1'35.469	1'34.996	1'35.245	1'35.173	1'34.990	1'35.572	1'35.552	1'35.895
3	1'35.138	1'34.824	1'35.161	1'36.989	1'34.903	1'35.173	1'35.162	1'36.024
4	1'34.493	1'34.627	1'34.413	1'34.790	1'34.834	1'35.262	1'35.414	1'36.164
5	1'34.558	1'34.691	1'34.448	1'35.173	1'34.637	1'35.023	1'34.986	1'36.264
6	1'34.589	1'34.794	1'34.572	1'34.752	1'34.503	1'35.486	1'35.287	1'36.028
7	1'34.580	1'34.587	1'34.701	1'35.274	1'34.740	1'35.584	1'35.697	1'35.892
8	1'34.544	1'34.734	1'34.807	1'35.845	1'34.625	1'35.637	1'35.662	1'38.867
9	1'34.684	1'34.952	1'34.947	1'35.183	1'34.545	1'35.542	1'35.500	1'36.348
10	1'35.119	1'35.264	1'35.787	1'35.329	1'35.028	1'35.420	1'35.655	1'36.147
11	1'34.852	1'34.988	1'35.261	1'35.378	1'35.351	1'35.230	1'35.651	1'36.355
12	1'34.782	1'34.885	1'35.266	1'34.957	1'35.290	1'35.198	1'35.945	1'36.348
13	1'34.893	1'34.973	1'35.507	1'35.111	1'36.028	1'35.628	1'36.590	1'36.313
14	1'35.352	1'35.373	1'35.612	1'35.267	1'36.180	1'35.798	1'36.668	1'36.652
15	1'35.550	1'35.552	1'35.494	1'35.383	1'36.009	1'35.847	1'36.912	1'36.487
16	1'35.285	1'36.339	1'35.479	1'35.315	1'35.950	1'35.839	1'36.879	1'37.544
17	1'35.726	1'35.327	1'35.414	1'35.503	1'36.071	1'36.006	1'37.022	1'36.639
18	1'35.170	1'35.483	1'35.581	1'35.392	1'36.670	1'36.315	1'37.184	1'36.609
19	1'35.317	1'35.599	1'36.446	1'35.549	1'36.886	1'36.050	1'37.626	1'36.964
20	1'35.539	1'35.626	1'36.319	1'35.273	1'37.026	1'36.628	1'37.610	1'36.585
21	1'35.945	1'36.466	1'37.060	1'35.459	1'37.570	1'37.089	1'38.048	1'37.084

19/04/2026

These data/results cannot be reproduced, stored and/or transmitted in whole or in part by any manner of electronic, mechanical, photocopying, recording, broadcasting or otherwise now known or herein after developed without the previous express consent by the copyright owner, except for reproduction in daily press and regular printed publications on sale to the public within 60 days of the event related to those data/results and always provided that copyright symbol appears together as follows below.

© DORNA WSBK ORGANIZATION Srl 2026



TT Circuit Assen 4.542 m

Pirelli Dutch Round, 17-19 April 2026

Chronological Analysis Race 2

Start at 15:30'07.040

1 / 5

1° 11 N. BULEGA [1'33.162]							
Lap	Seg1	Seg2	Seg3	Seg4	Lap Time	km/h	Local Time
1		14.680	26.659	21.751	1'39.229	298,3	15:31'46.269
2	30.934	15.132	26.616	21.555	1'34.237	298,3	15:33'20.506
3	31.021	14.575	26.495	21.748	1'33.839	295,1	15:34'54.345
4	30.677	14.616	26.359	21.510	1'33.162	291,9	15:36'27.507
5	30.780	14.589	26.539	21.502	1'33.410	292,7	15:38'00.917
6	30.824	14.581	26.562	21.445	1'33.412	293,5	15:39'34.329
7	30.737	14.602	26.572	21.495	1'33.406	294,3	15:41'07.735
8	30.763	14.646	26.540	21.519	1'33.468	292,7	15:42'41.203
9	30.843	14.659	26.645	21.626	1'33.773	291,1	15:44'14.976
10	30.793	14.693	26.538	21.573	1'33.597	290,3	15:45'48.573
11	30.977	14.605	26.586	21.613	1'33.781	291,1	15:47'22.354
12	30.952	14.663	26.598	21.557	1'33.770	291,9	15:48'56.124
13	30.931	14.694	26.717	21.577	1'33.919	291,9	15:50'30.043
14	30.972	14.720	26.825	21.853	1'34.370	290,3	15:52'04.413
15	31.057	14.673	26.533	21.633	1'33.896	291,1	15:53'38.309
16	31.042	14.743	26.799	21.753	1'34.337	290,3	15:55'12.646
17	30.995	14.634	26.717	21.611	1'33.957	294,3	15:56'46.603
18	31.054	14.657	26.757	21.688	1'34.156	292,7	15:58'20.759
19	31.195	14.736	26.879	21.944	1'34.754	293,5	15:59'55.513
20	31.178	14.773	26.883	21.842	1'34.676	293,5	16:01'30.189
21	31.314	14.736	26.996	22.152	1'35.198	292,7	16:03'05.387

Race Time 32'58.347

2° 7 I. LECUONA [1'33.394]							
Lap	Seg1	Seg2	Seg3	Seg4	Lap Time	km/h	Local Time
1		14.767	26.679	21.785	1'39.110	291,9	15:31'46.150
2	30.827	15.248	26.555	21.644	1'34.274	293,5	15:33'20.424
3	30.864	14.611	26.588	21.922	1'33.985	295,1	15:34'54.409
4	30.865	14.701	26.461	21.566	1'33.593	295,9	15:36'28.002
5	30.789	14.548	26.552	21.505	1'33.394	298,3	15:38'01.396
6	30.873	14.661	26.559	21.584	1'33.677	297,5	15:39'35.073
7	30.734	14.634	26.613	21.843	1'33.824	297,5	15:41'08.897
8	30.724	14.636	26.616	21.644	1'33.620	295,1	15:42'42.517
9	30.853	14.674	26.653	21.754	1'33.934	295,1	15:44'16.451
10	30.840	14.594	26.603	22.195	1'34.232	295,9	15:45'50.683
11	30.833	14.652	26.599	21.716	1'33.800	295,1	15:47'24.483
12	30.866	14.673	26.694	21.726	1'33.959	296,7	15:48'58.442
13	30.834	14.668	26.723	21.612	1'33.837	294,3	15:50'32.279
14	30.854	14.734	26.648	21.741	1'33.977	295,9	15:52'06.256
15	30.955	14.675	26.761	21.693	1'34.084	294,3	15:53'40.340
16	30.933	14.679	26.723	21.693	1'34.028	296,7	15:55'14.368
17	31.025	14.664	26.852	21.805	1'34.346	295,9	15:56'48.714
18	31.101	14.705	26.902	21.828	1'34.536	297,5	15:58'23.250
19	31.105	14.825	26.980	21.873	1'34.783	297,5	15:59'58.033
20	31.129	14.712	27.055	21.950	1'34.846	295,1	16:01'32.879
21	31.224	14.745	27.115	22.148	1'35.232	298,3	16:03'08.111

Race Time 33'01.071

3° 14 S. LOWES [1'33.499]							
Lap	Seg1	Seg2	Seg3	Seg4	Lap Time	km/h	Local Time
1		14.808	26.668	21.716	1'38.954	288,8	15:31'45.994
2	30.915	15.041	26.676	21.708	1'34.340	287,2	15:33'20.334
3	31.394	14.708	26.541	21.640	1'34.283	291,9	15:34'54.617
4	31.060	14.716	26.584	21.519	1'33.879	291,1	15:36'28.496
5	30.877	14.693	26.479	21.541	1'33.590	294,3	15:38'02.086
6	30.909	14.630	26.629	21.853	1'34.021	291,9	15:39'36.107
7	30.941	14.636	26.560	21.547	1'33.684	291,1	15:41'09.791
8	30.869	14.598	26.508	21.524	1'33.499	291,1	15:42'43.290
9	30.961	14.687	26.532	21.614	1'33.794	290,3	15:44'17.084
10	30.968	14.649	26.456	22.043	1'34.116	291,9	15:45'51.200
11	31.196	14.652	26.568	21.618	1'34.034	289,5	15:47'25.234
12	31.032	14.651	26.580	21.685	1'33.948	290,3	15:48'59.182
13	31.002	14.717	26.651	21.842	1'34.212	290,3	15:50'33.394
14	31.151	14.720	26.744	21.655	1'34.270	290,3	15:52'07.664

15	31.162	14.705	26.672	21.686	1'34.225	290,3	15:53'41.889
16	31.158	14.716	26.740	21.752	1'34.366	291,9	15:55'16.255
17	31.234	14.761	26.832	21.629	1'34.456	290,3	15:56'50.711
18	31.243	14.716	26.901	21.740	1'34.600	292,7	15:58'25.311
19	31.303	14.752	26.921	21.776	1'34.752	292,7	16:00'00.063
20	31.274	14.658	27.108	21.945	1'34.985	292,7	16:01'35.048
21	31.476	14.820	27.117	22.183	1'35.596	289,5	16:03'10.644

Race Time 33'03.604

4° 19 A. BAUTISTA [1'33.939]							
Lap	Seg1	Seg2	Seg3	Seg4	Lap Time	km/h	Local Time
1		14.797	26.532	21.716	1'39.902	290,3	15:31'46.942
2	31.081	14.708	26.629	21.614	1'34.032	300,0	15:33'20.974
3	31.194	14.653	26.789	21.664	1'34.300	300,8	15:34'55.274
4	31.099	14.640	26.751	21.725	1'34.215	297,5	15:36'29.489
5	30.938	14.747	26.620	21.695	1'34.000	293,5	15:38'03.489
6	30.953	14.689	26.699	21.642	1'33.983	294,3	15:39'37.472
7	30.924	14.649	26.669	21.768	1'34.010	293,5	15:41'11.482
8	30.914	14.631	26.693	21.701	1'33.939	294,3	15:42'45.421
9	31.020	14.748	26.699	21.708	1'34.175	291,1	15:44'19.596
10	31.076	14.742	26.696	21.851	1'34.365	291,9	15:45'53.961
11	30.992	14.741	26.817	21.865	1'34.415	291,9	15:47'28.376
12	31.062	14.739	26.700	21.655	1'34.156	291,1	15:49'02.532
13	31.078	14.733	26.763	21.816	1'34.390	291,9	15:50'36.922
14	31.036	14.694	26.881	21.842	1'34.453	292,7	15:52'11.375
15	30.924	14.819	26.762	21.744	1'34.249	292,7	15:53'45.624
16	31.077	14.878	26.932	21.906	1'34.793	293,5	15:55'20.417
17	31.167	14.695	26.788	21.925	1'34.575	293,5	15:56'54.992
18	31.041	14.611	26.763	21.881	1'34.296	293,5	15:58'29.288
19	31.153	14.812	26.874	22.036	1'34.875	293,5	16:00'04.163
20	31.329	14.795	26.939	21.956	1'35.019	292,7	16:01'39.182
21	31.148	14.759	27.018	22.221	1'35.146	293,5	16:03'14.328

Race Time 33'07.288

5° 5 Y. MONTELLA [1'33.916]							
Lap	Seg1	Seg2	Seg3	Seg4	Lap Time	km/h	Local Time
1		14.978	26.803	22.220	1'40.850	293,5	15:31'47.890
2	30.884	14.732	26.570	21.730	1'33.916	296,7	15:33'21.806
3	30.983	14.706	26.713	21.669	1'34.071	299,2	15:34'55.877
4	31.094	14.864	26.579	21.716	1'34.253	292,7	15:36'30.130
5	31.155	14.744	26.566	21.640	1'34.105	296,7	15:38'04.235
6	31.098	14.714	26.536	21.620	1'33.968	298,3	15:39'38.203
7	31.062	14.740	26.589	21.747	1'34.138	300,0	15:41'12.341
8	31.039	14.740	26.701	21.698	1'34.178	297,5	15:42'46.519
9	31.003	14.726	26.661	21.651	1'34.041	295,1	15:44'20.560
10	31.095	14.717	26.640	21.630	1'34.082	295,1	15:45'54.642
11	31.006	14.759	26.659	21.613	1'34.037	295,1	15:47'28.679
12	31.128	14.745	26.768	21.626	1'34.267	297,5	15:49'02.946
13	31.143	14.792	26.648	21.669	1'34.252	295,9	15:50'37.198
14	31.200	14.838	26.740	21.739	1'34.517	297,5	15:52'11.715
15	31.180	14.759	26.767	21.702	1'34.408	295,9	15:53'46.123
16	31.206	14.834	26.795	21.708	1'34.543	295,1	15:55'20.666
17	31.296	14.730	26.775	21.778	1'34.579	298,3	15:56'55.245
18	31.265	14.693	26.850	21.778	1'34.586	297,5	15:58'29.831
19	31.395	14.852	26.937	21.775	1'34.959	296,7	16:00'04.790
20	31.331	14.751	26.949	21.810	1'34.841C	297,5	16:01'39.631
21	31.420	14.910	27.077	22.194	1'35.601	296,7	16:03'15.232

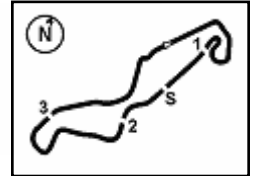
Race Time 33'08.192

6° 34 L. BALDASSARRI [1'34.009]							
Lap	Seg1	Seg2	Seg3	Seg4	Lap Time	km/h	Local Time
1		14.982	26.828	22.194	1'40.991	288,8	15:31'48.031
2	31.246	14.716	26.706	21.656	1'34.324	294,3	15:33'22.355
3	31.003	14.773	26.568	21.665	1'34.009	295,1	15:34'56.364
4	31.047	14.770	26.652	21.605	1'34.074	296,7	15:36'30.438
5	31.171	14.794	26.681	21.797	1'34.443	296,7	15:38'04.881

19/04/2026 P = Pits In/Out - C = Lap Time Cancelled

These data/results cannot be reproduced, stored and/or transmitted in whole or in part by any manner of electronic, mechanical, photocopying, recording, broadcasting or otherwise now known or herein after developed without the previous express consent by the copyright owner, except for reproduction in daily press and regular printed publications on sale to the public within 60 days of the event related to those data/results and always provided that copyright symbol appears together as follows below.

© DORNA WSBK ORGANIZATION Srl 2026



Pirelli Dutch Round, 17-19 April 2026
Chronological Analysis Race 2

Start at 15:30'07.040

2 / 5

6	31.131	14.740	26.793	21.582	1'34.246	296,7	15:39'39.127
7	31.068	14.778	26.798	21.525	1'34.169	294,3	15:41'13.296
8	30.996	14.796	26.789	21.666	1'34.247	295,1	15:42'47.543
9	31.061	14.768	26.708	21.660	1'34.197	293,5	15:44'21.740
10	30.963	14.701	26.767	21.876	1'34.307	295,1	15:45'56.047
11	31.079	14.793	26.844	21.719	1'34.435	291,1	15:47'30.482
12	30.991	14.880	26.739	21.684	1'34.294	290,3	15:49'04.776
13	31.140	15.094	26.816	21.706	1'34.756	285,7	15:50'39.532
14	31.157	14.992	26.817	21.820	1'34.786	285,7	15:52'14.318
15	31.169	14.932	26.826	21.774	1'34.701	287,2	15:53'49.019
16	31.177	14.849	26.896	21.840	1'34.762	289,5	15:55'23.781
17	31.161	14.854	26.800	21.685	1'34.500	289,5	15:56'58.281
18	31.272	14.881	26.905	21.813	1'34.871	290,3	15:58'33.152
19	31.074	14.829	26.925	21.887	1'34.715	290,3	16:00'07.867
20	31.240	14.828	26.891	21.898	1'34.857	291,1	16:01'42.724
21	31.286	14.945	27.154	22.150	1'35.535	290,3	16:03'18.259

Race Time 33'11.219

Race Time 33'16.641

7° 97 X. VIERGE [1'34.224]							
Lap	Seg1	Seg2	Seg3	Seg4	Lap Time	km/h	Local Time
1		14.726	26.689	22.018	1'39.759	291,9	15:31'46.799
2	31.023	14.841	26.974	21.714	1'34.552	296,7	15:33'21.351
3	31.055	14.682	26.811	21.849	1'34.397	295,9	15:34'55.748
4	31.072	14.771	26.676	21.712	1'34.231	294,3	15:36'29.979
5	31.393	14.849	26.693	22.045	1'34.980	292,7	15:38'04.959
6	31.280	14.735	26.764	21.696	1'34.475	295,1	15:39'39.434
7	31.118	14.731	26.830	21.706	1'34.385	295,9	15:41'13.819
8	31.098	14.744	26.759	21.693	1'34.294	296,7	15:42'48.113
9	31.001	14.725	26.801	21.697	1'34.224	295,1	15:44'22.337
10	31.010	14.742	26.750	21.739	1'34.241	295,9	15:45'56.578
11	31.069	14.780	26.983	21.863	1'34.695	295,9	15:47'31.273
12	31.184	14.735	26.985	21.797	1'34.701	292,7	15:49'05.974
13	31.189	14.780	26.897	21.801	1'34.667	292,7	15:50'40.641
14	31.297	14.762	27.029	21.851	1'34.939	292,7	15:52'15.580
15	31.131	14.918	26.869	21.857	1'34.775	290,3	15:53'50.355
16	31.237	14.841	26.867	21.816	1'34.761	292,7	15:55'25.116
17	31.156	14.863	26.972	21.888	1'34.879	294,3	15:56'59.995
18	31.275	14.862	27.014	21.898	1'35.049	289,5	15:58'35.044
19	31.282	14.853	27.133	22.162	1'35.430	290,3	16:00'10.474
20	31.435	14.887	27.168	22.131	1'35.621	290,3	16:01'46.095
21	31.590	14.954	27.564	22.547	1'36.655	290,3	16:03'22.750

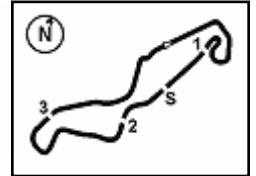
Race Time 33'15.710

8° 55 A. LOCATELLI [1'34.362]							
Lap	Seg1	Seg2	Seg3	Seg4	Lap Time	km/h	Local Time
1		14.903	26.723	22.637	1'41.187C	291,1	15:31'48.227
2	31.632	14.793	26.727	21.843	1'34.995	293,5	15:33'23.222
3	31.089	14.788	26.745	21.744	1'34.366	294,3	15:34'57.588
4	31.154	15.228	26.727	21.620	1'34.729	289,5	15:36'32.317
5	31.046	14.827	26.749	21.774	1'34.396	293,5	15:38'06.713
6	31.158	14.820	26.772	21.612	1'34.362	295,9	15:39'41.075
7	31.376	14.874	26.730	21.864	1'34.844	293,5	15:41'15.919
8	30.973	14.716	26.808	21.910	1'34.407	295,9	15:42'50.326
9	31.026	14.830	26.877	21.664	1'34.397	287,2	15:44'24.723
10	31.254	14.807	26.871	21.685	1'34.617	288,0	15:45'59.340
11	31.080	14.908	26.893	21.860	1'34.741	286,5	15:47'34.081
12	31.123	14.925	26.846	21.768	1'34.662	287,2	15:49'08.743
13	31.037	14.894	26.986	21.827	1'34.744	286,5	15:50'43.487
14	31.208	14.845	27.049	21.859	1'34.961	288,0	15:52'18.448
15	31.018	14.808	26.962	21.799	1'34.587	288,0	15:53'53.035
16	31.126	14.777	27.042	21.932	1'34.877	290,3	15:55'27.912
17	31.155	14.804	26.974	21.765	1'34.698	291,9	15:57'02.610
18	31.366	14.890	27.062	21.845	1'35.163	288,0	15:58'37.773
19	31.194	14.846	27.112	21.864	1'35.016	291,9	16:00'12.789
20	31.303	14.875	27.084	22.316	1'35.578	290,3	16:01'48.367
21	31.370	14.877	27.180	21.887	1'35.314	289,5	16:03'23.681

19/04/2026 P = Pits In/Out - C = Lap Time Cancelled

These data/results cannot be reproduced, stored and/or transmitted in whole or in part by any manner of electronic, mechanical, photocopying, recording, broadcasting or otherwise now known or herein after developed without the previous express consent by the copyright owner, except for reproduction in daily press and regular printed publications on sale to the public within 60 days of the event related to those data/results and always provided that copyright symbol appears together as follows below.

© DORNA WSBK ORGANIZATION Srl 2026



TT Circuit Assen 4.542 m

Pirelli Dutch Round, 17-19 April 2026
Chronological Analysis Race 2

Start at 15:30'07.040

3 / 5

13	31.007	14.906	27.018	21.865	1'34.796C	291,1	15:50'40.562	4	31.193	14.860	26.839	21.604	1'34.496	292,7	15:36'32.795
14	31.158	14.813	27.591	21.969	1'35.531	288,0	15:52'16.093	5	31.151	14.788	26.848	21.703	1'34.490	291,9	15:38'07.285
15	31.250	14.838	27.137	22.165	1'35.390	294,3	15:53'51.483	6	31.162	14.888	26.928	21.714	1'34.692	294,3	15:39'41.977
16	31.285	14.890	27.060	22.091	1'35.326	288,0	15:55'26.809	7	31.102	14.734	27.130	21.757	1'34.723	291,1	15:41'16.700
17	31.381	14.937	27.146	22.102	1'35.566C	289,5	15:57'02.375	8	31.092	14.775	27.077	21.793	1'34.737	289,5	15:42'51.437
18	31.742	14.995	27.332	22.145	1'36.214	295,1	15:58'38.589	9	31.136	14.783	27.036	21.826	1'34.781	291,1	15:44'26.218
19	31.541	15.031	27.839	22.221	1'36.632	291,1	16:00'15.221	10	31.054	15.335	27.045	22.161	1'35.595C	288,8	15:46'01.813
20	31.695	14.958	27.437	22.224	1'36.314	294,3	16:01'51.535	11	31.438	14.886	26.920	22.077	1'35.321	291,9	15:47'37.134
21	31.743	14.917	27.495	22.001	1'36.156	291,9	16:03'27.691	12	31.243	14.767	26.872	21.768	1'34.650	291,1	15:49'11.784

Race Time 33'20.651

12° 88 M. OLIVEIRA [1'34.143]							
Lap	Seg.1	Seg.2	Seg.3	Seg.4	Lap Time	km/h	Local Time
1		15.040	26.853	22.017	1'41.784	297,5	15:31'48.824
2	31.316	14.845	26.738	21.843	1'34.742	303,4	15:33'23.566
3	31.247	14.750	26.653	21.830	1'34.480	300,8	15:34'58.046
4	30.834	14.975	26.655	21.679	1'34.143	300,8	15:36'32.189
5	30.967	14.830	26.736	21.782	1'34.315	297,5	15:38'06.504
6	31.160	14.784	26.738	21.788	1'34.470	304,2	15:39'40.974
7	31.331	14.781	26.820	22.966	1'35.898C	298,3	15:41'16.872
8	31.242	14.841	26.898	21.837	1'34.818	299,2	15:42'51.690
9	31.191	14.849	26.790	21.845	1'34.675	299,2	15:44'26.365
10	31.028	15.046	26.957	22.208	1'35.239C	297,5	15:46'01.604
11	31.182	15.017	26.837	21.949	1'34.985	294,3	15:47'36.589
12	31.093	15.065	26.820	21.841	1'34.819	292,7	15:49'11.408
13	31.146	14.982	26.959	21.971	1'35.058	293,5	15:50'46.466
14	31.181	15.033	27.076	22.146	1'35.436	293,5	15:52'21.902
15	31.092	14.969	27.039	21.904	1'35.004	295,9	15:53'56.906
16	31.265	15.146	27.088	21.957	1'35.456	294,3	15:55'32.362
17	31.300	15.018	27.105	21.966	1'35.389	294,3	15:57'07.751
18	31.336	14.964	27.048	22.014	1'35.362	296,7	15:58'43.113
19	31.270	15.050	27.181	22.270	1'35.771	297,5	16:00'18.884
20	31.391	14.912	27.151	22.011	1'35.465	293,5	16:01'54.349
21	31.408	14.946	27.284	21.970	1'35.608	297,5	16:03'29.957

Race Time 33'22.917

13° 47 A. BASSANI [1'34.520]							
Lap	Seg.1	Seg.2	Seg.3	Seg.4	Lap Time	km/h	Local Time
1		15.052	27.309	21.879	1'41.949	295,1	15:31'48.989
2	31.602	14.788	26.717	21.862	1'34.969	291,1	15:33'23.958
3	31.189	14.770	26.796	21.864	1'34.619	295,1	15:34'58.577
4	31.149	14.908	26.766	21.723	1'34.546	292,7	15:36'33.123
5	31.234	14.789	26.781	21.716	1'34.520	294,3	15:38'07.643
6	31.201	14.835	26.822	21.895	1'34.753	297,5	15:39'42.396
7	31.205	14.750	26.860	21.791	1'34.606	294,3	15:41'17.002
8	31.397	14.771	26.918	21.766	1'34.852	295,9	15:42'51.854
9	31.298	14.888	26.951	21.763	1'34.900	296,7	15:44'26.754
10	31.428	14.865	26.975	21.824	1'35.092	292,7	15:46'01.846
11	31.878	15.018	27.004	21.805	1'35.705	292,7	15:47'37.551
12	31.295	14.920	27.019	21.815	1'35.049	292,7	15:49'12.600
13	31.319	14.716	26.931	21.783	1'34.749	295,9	15:50'47.349
14	31.337	14.846	26.982	21.875	1'35.040	292,7	15:52'22.389
15	31.570	14.841	26.955	22.026	1'35.392	291,1	15:53'57.781
16	31.762	14.862	27.060	21.799	1'35.483	291,9	15:55'33.264
17	31.382	14.802	27.030	21.907	1'35.121	294,3	15:57'08.385
18	31.339	14.860	26.947	21.882	1'35.028	291,9	15:58'43.413
19	31.662	14.897	27.279	21.932	1'35.770	292,7	16:00'19.183
20	31.554	14.871	27.179	21.872	1'35.476	291,1	16:01'54.659
21	31.614	14.865	27.313	22.227	1'36.019	296,7	16:03'30.678

Race Time 33'23.638

14° 87 R. GARDNER [1'34.490]							
Lap	Seg.1	Seg.2	Seg.3	Seg.4	Lap Time	km/h	Local Time
1		15.019	26.967	21.979	1'41.556	295,9	15:31'48.596
2	31.421	14.815	26.759	21.868	1'34.863	295,1	15:33'23.459
3	31.279	14.925	26.811	21.825	1'34.840	290,3	15:34'58.299

15° 62 S. MANZI [1'34.493]							
Lap	Seg.1	Seg.2	Seg.3	Seg.4	Lap Time	km/h	Local Time
1		15.254	27.164	21.945	1'42.156	286,5	15:31'49.196
2	31.595	14.802	26.847	22.225	1'35.469	294,3	15:33'24.665
3	31.120	14.803	27.334	21.881	1'35.138	293,5	15:34'59.803
4	31.084	14.880	26.818	21.711	1'34.493	288,8	15:36'34.296
5	31.102	14.886	26.962	21.608	1'34.558	288,8	15:38'08.854
6	31.174	14.787	26.943	21.685	1'34.589	289,5	15:39'43.443
7	31.177	14.781	26.962	21.660	1'34.580	291,9	15:41'18.023
8	31.086	14.715	26.924	21.819	1'34.544	291,9	15:42'52.567
9	31.133	14.778	26.938	21.835	1'34.684	294,3	15:44'27.251
10	31.326	14.991	27.033	21.769	1'35.119C	290,3	15:46'02.370
11	31.242	14.837	27.020	21.753	1'34.852	291,9	15:47'37.222
12	31.397	14.912	26.836	21.637	1'34.782	290,3	15:49'12.004
13	31.336	14.864	27.006	21.687	1'34.893	295,1	15:50'46.897
14	31.458	14.933	27.014	21.947	1'35.352	295,1	15:52'22.249
15	31.512	14.841	26.987	22.210	1'35.550C	292,7	15:53'57.799
16	31.380	14.920	27.166	21.819	1'35.285	289,5	15:55'33.084
17	31.265	14.965	27.041	22.455	1'35.726	289,5	15:57'08.810
18	31.514	14.866	27.007	21.783	1'35.170	291,1	15:58'43.980
19	31.306	14.867	27.192	21.952	1'35.317	293,5	16:00'19.297
20	31.593	14.851	27.254	21.841	1'35.539	292,7	16:01'54.836
21	31.655	14.892	27.193	22.205	1'35.945	293,5	16:03'30.781

Race Time 33'23.738

16° 46 T. BRIDEWELL [1'34.587]							
Lap	Seg.1	Seg.2	Seg.3	Seg.4	Lap Time	km/h	Local Time
1		14.962	26.914	21.950	1'41.246	296,7	15:31'48.286
2	31.370	14.852	26.746	22.028	1'34.996	294,3	15:33'23.282
3	31.311	14.790	26.735	21.988	1'34.824	296,7	15:34'58.106
4	31.098	14.911	26.827	21.791	1'34.627	294,3	15:36'32.733
5	31.446	14.809	26.722	21.714	1'34.691	295,9	15:38'07.424
6	31.207	14.888	26.831	21.868	1'34.794	296,7	15:39'42.218
7	31.153	14.767	26.941	21.726	1'34.587	295,1	15:41'16.805
8	31.152	14.809	26.965	21.808	1'34.734	293,5	15:42'51.539
9	31.227	15.085	26.857	21.783	1'34.952	293,5	15:44'26.491
10	31.173	14.924	27.147	22.020	1'35.264	295,1	15:46'01.755
11	31.298	14.888	26.988	21.814	1'34.988	293,5	15:47'36.743
12	31.230	14.944	26.863	21.848	1'34.885	292,7	15:49'11.628
13	31.333	14.864	26.908	21.868	1'34.973	292,7	15:50'46.601
14	31.398	14.942	27.014	22.019	1'35.373	290,3	15:52'21.974
15	31.392	14.879	26.998	22.283	1'35.552	293,5	15:53'57.526
16	32.224	14.952	27.223	21.940	1'36.339	295,9	15:55'33.865
17	31.465	14.852	27.045	21.965	1'35.327	295,9	15:57'09.192
18	31.598	14.816	27.178	21.891	1'35.483	296,7	15:58'44.675
19	31.481	14.920	27.224	21.974	1'35.599	295,1	16:00'20.274

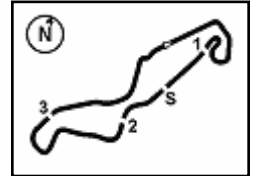
Race Time 33'23.741

19/04/2026

P = Pits In/Out - C = Lap Time Cancelled

These data/results cannot be reproduced, stored and/or transmitted in whole or in part by any manner of electronic, mechanical, photocopying, recording, broadcasting or otherwise now known or herein after developed without the previous express consent by the copyright owner, except for reproduction in daily press and regular printed publications on sale to the public within 60 days of the event related to those data/results and always provided that copyright symbol appears together as follows below.

© DORNA WSBK ORGANIZATION Srl 2026



Pirelli Dutch Round, 17-19 April 2026
Chronological Analysis Race 2

TT Circuit Assen 4.542 m

Start at 15:30'07.040

4 / 5

20	31.475	14.866	27.284	22.001	1'35.626	295,9	16:01'55.900	11	31.337	14.992	27.149	21.873	1'35.351	291,1	15:47'37.937
21	31.662	15.022	27.474	22.308	1'36.466	294,3	16:03'32.366	12	31.349	14.971	26.942	22.028	1'35.290	288,8	15:49'13.227
								Race Time 33'25.326							

17° 67 A. SURRA [1'34.413]															
Lap	Seg1	Seg2	Seg3	Seg4	Lap Time	km/h	Local Time								
1		15.156	26.901	22.336	1'41.750	291,1	15:31'48.790								
2	31.610	14.777	26.794	22.064	1'35.245	297,5	15:33'24.035								
3	31.413	14.973	26.918	21.857	1'35.161	299,2	15:34'59.196								
4	31.024	14.843	26.782	21.764	1'34.413	295,1	15:36'33.609								
5	31.077	14.838	26.820	21.713	1'34.448	299,2	15:38'08.057								
6	31.136	14.794	26.855	21.787	1'34.572	297,5	15:39'42.629								
7	31.271	14.863	26.804	21.763	1'34.701	297,5	15:41'17.330								
8	31.250	14.818	26.833	21.906	1'34.807	296,7	15:42'52.137								
9	31.320	14.864	26.935	21.828	1'34.947	299,2	15:44'27.084								
10	31.571	15.090	27.129	21.997	1'35.787	292,7	15:46'02.871								
11	31.326	15.023	27.062	21.850	1'35.261	297,5	15:47'38.132								
12	31.393	15.036	27.005	21.832	1'35.266	291,1	15:49'13.398								
13	31.325	14.999	27.134	22.049	1'35.507	290,3	15:50'48.905								
14	31.217	15.265	27.047	22.083	1'35.612C	291,9	15:52'24.517								
15	31.238	15.002	27.144	22.110	1'35.494	294,3	15:54'00.011								
16	31.337	14.982	27.088	22.072	1'35.479	295,1	15:55'35.490								
17	31.305	14.928	27.114	22.067	1'35.414	295,1	15:57'10.904								
18	31.414	15.013	27.086	22.068	1'35.581	291,9	15:58'46.485								
19	31.419	15.043	27.214	22.770	1'36.446	291,1	16:00'22.931								
20	31.605	14.990	27.389	22.335	1'36.319	292,7	16:01'59.250								
21	31.916	15.353	27.421	22.370	1'37.060	292,7	16:03'36.310								
								Race Time 33'29.270							

18° 31 G. GERLOFF [1'34.752]															
Lap	Seg1	Seg2	Seg3	Seg4	Lap Time	km/h	Local Time								
1		15.050	27.202	21.995	1'42.312	296,7	15:31'49.352								
2	31.576	14.817	26.794	21.986	1'35.173	295,1	15:33'24.525								
3	31.061	14.809	29.028	22.091	1'36.989	300,0	15:35'01.514								
4	31.139	14.859	26.973	21.819	1'34.790	291,9	15:36'36.304								
5	31.415	14.897	26.994	21.867	1'35.173	292,7	15:38'11.477								
6	31.161	14.759	26.935	21.897	1'34.752	296,7	15:39'46.229								
7	31.332	14.841	27.052	22.049	1'35.274	291,1	15:41'21.503								
8	31.566	15.009	27.141	22.129	1'35.845	288,0	15:42'57.348								
9	31.370	14.814	27.124	21.875	1'35.183	290,3	15:44'32.531								
10	31.296	15.044	27.039	21.950	1'35.329	288,8	15:46'07.860								
11	31.243	14.845	27.274	22.016	1'35.378	288,0	15:47'43.238								
12	31.205	14.914	26.977	21.861	1'34.957	287,2	15:49'18.195								
13	31.123	15.009	27.074	21.905	1'35.111	288,8	15:50'53.306								
14	31.158	15.019	27.109	21.981	1'35.267	287,2	15:52'28.573								
15	31.207	15.183	27.009	21.984	1'35.383	291,1	15:54'03.956								
16	31.174	14.925	27.222	21.994	1'35.315	291,1	15:55'39.271								
17	31.206	14.788	27.063	22.446	1'35.503	295,1	15:57'14.774								
18	31.266	14.983	27.042	22.101	1'35.392	292,7	15:58'50.166								
19	31.469	15.051	27.066	21.963	1'35.549	289,5	16:00'25.715								
20	31.172	14.928	27.183	21.990	1'35.273	290,3	16:02'00.988								
21	31.276	15.030	27.209	21.944	1'35.459	293,5	16:03'36.447								
								Race Time 33'29.407							

19° 65 J. REA [1'34.503]							
Lap	Seg1	Seg2	Seg3	Seg4	Lap Time	km/h	Local Time
1		15.045	27.214	21.972	1'42.741	291,9	15:31'49.781
2	31.400	14.935	26.755	21.900	1'34.990	292,7	15:33'24.771
3	31.220	14.823	27.027	21.833	1'34.903	292,7	15:34'59.674
4	31.290	14.929	26.817	21.798	1'34.834	286,5	15:36'34.508
5	31.092	14.894	26.847	21.804	1'34.637	289,5	15:38'09.145
6	31.068	14.849	26.772	21.814	1'34.503	289,5	15:39'43.648
7	31.172	14.864	26.895	21.809	1'34.740	291,1	15:41'18.388
8	31.075	14.863	26.853	21.834	1'34.625	290,3	15:42'53.013
9	31.032	14.866	26.840	21.807	1'34.545	292,7	15:44'27.558
10	31.211	14.948	27.035	21.834	1'35.028	293,5	15:46'02.586

13	31.267	15.103	27.597	22.061	1'36.028	286,5	15:50'49.255	13	31.267	15.103	27.597	22.061	1'36.028	286,5	15:50'49.255
14	31.536	15.138	27.152	22.354	1'36.180	285,7	15:52'25.435	14	31.536	15.138	27.152	22.354	1'36.180	285,7	15:52'25.435
15	31.504	15.035	27.263	22.207	1'36.009	285,7	15:54'01.444	15	31.504	15.035	27.263	22.207	1'36.009	285,7	15:54'01.444
16	31.497	15.029	27.251	22.173	1'35.950	284,2	15:55'37.394	16	31.497	15.029	27.251	22.173	1'35.950	284,2	15:55'37.394
17	31.487	15.000	27.396	22.188	1'36.071	285,7	15:57'13.465	17	31.487	15.000	27.396	22.188	1'36.071	285,7	15:57'13.465
18	31.595	15.193	27.433	22.449	1'36.670	282,0	15:58'50.135	18	31.595	15.193	27.433	22.449	1'36.670	282,0	15:58'50.135
19	31.923	15.003	27.562	22.398	1'36.886	288,0	16:00'27.021	19	31.923	15.003	27.562	22.398	1'36.886	288,0	16:00'27.021
20	31.729	15.118	27.745	22.434	1'37.026	287,2	16:02'04.047	20	31.729	15.118	27.745	22.434	1'37.026	287,2	16:02'04.047
21	31.869	15.308	27.733	22.660	1'37.570	284,2	16:03'41.617	21	31.869	15.308	27.733	22.660	1'37.570	284,2	16:03'41.617
								Race Time 33'34.577							

20° 54 B. SOFUOGLU [1'35.023]															
Lap	Seg1	Seg2	Seg3	Seg4	Lap Time	km/h	Local Time								
1			15.218	27.019	21.999	1'42.472	291,1	15:31'49.512							
2	31.642	15.136	26.811	21.983	1'35.572	288,0	15:33'25.084								
3	31.251	14.838	27.137	21.947	1'35.173	292,7	15:35'00.257								
4	31.325	15.067	26.967	21.903	1'35.262	290,3	15:36'35.519								
5	31.199	14.950	26.908	21.966	1'35.023	291,1	15:38'10.542								
6	31.379	15.008	27.055	22.044	1'35.486	286,5	15:39'46.028								
7	31.352	14.947	27.029	22.256	1'35.584	288,0	15:41'21.612								
8	31.389	14.984	27.130	22.134	1'35.637	285,7	15:42'57.249								
9	31.310	15.036	27.214	21.982	1'35.542	285,0	15:44'32.791								
10	31.334	15.057	27.032	21.997	1'35.420	287,2	15:46'08.211								
11	31.235	14.916	27.019	22.060	1'35.230	288,8	15:47'43.441								
12	31.274	15.009	27.044	21.871	1'35.198	285,7	15:49'18.639								
13	31.367	15.123	27.120	22.018	1'35.628C	284,2	15:50'54.267								
14	31.254	15.273	27.100	22.171	1'35.798	287,2	15:52'30.065								
15	31.500	15.131	27.179	22.037	1'35.847	288,0	15:54'05.912								
16	31.359	15.028	27.339	22.113	1'35.839	288,0	15:55'41.751								
17	31.430	15.190	27.245	22.141	1'36.006	286,5	15:57'17.757								
18	31.480	15.124	27.490	22.221	1'36.315	284,2	15:58'54.072								
19	31.476	15.105	27.239	22.230	1'36.050	288,0	16:00'30.122								
20	31.562	15.152	27.557	22.357	1'36.628	284,2	16:02'06.750								
21	31.817	15.237	27.603	22.432	1'37.089	287,2	16:03'43.839								
								Race Time 33'36.799							

21° 13 M. RATO [1'34.986]							
Lap	Seg1	Seg2	Seg3	Seg4	Lap Time	km/h	Local Time
1		15.257	27.095	22.062	1'42.694	280,5	15:31'49.734
2	31.710	14.974	26.881	21.987	1'35.552	291,9	15:33'25.286
3	31.257	14.821	27.084	22.000	1'35.162	292,7	15:35'00.448
4	31.396	15.075	26.998	21.945	1'35.414	283,5	15:36'35.862
5	31.104	14.985	26.952	21.945	1'34.986	287,2	15:38'10.848
6	31.281	15.004	26.996	22.006	1'35.287	289,5	15:39'46.135
7	31.624	14.956	27.077	22.040	1'35.697	290,3	15:41'21.832
8	31.382	15.136	27.091	22.053	1'35.662	285,0	15:42'57.494
9	31.472	14.979	27.068	21.981	1'35.500	286,5	15:44'32.994
10	31.469	15.041	27.093	22.052	1'35.655	287,2	15:46'08.649
11	31.396	15.035	27.174	22.046	1'35.651	284,2	15:47'44.300
12	31.333	15.065	27.423	22.124	1'35.945	282,7	15:49'20.245
13	31.516	15.186	27.467	22.421	1'36.590C	285,0	15:50'56.835
14	31.687	15.208	27.429	22.344	1'36.668	284,2	15:52'33.503
15	31.686	15.300	27.541	22.385	1'36.912	282,0	15:54'10.415
16	31.642	15.280	27.599	22.358	1'36.879	280,5	15:55'47.294
17	31.808	15.254	27.594	22.366	1		

Pirelli Dutch Round, 17-19 April 2026

Chronological Analysis Race 2

Start at 15:30'07.040

5 / 5

2	31.660	15.019	27.114	22.102	1'35.895C	286,5	15:33'26.339
3	31.533	15.060	27.220	22.211	1'36.024	283,5	15:35'02.363
4	31.558	15.103	27.170	22.333	1'36.164	283,5	15:36'38.527
5	31.645	15.177	27.203	22.239	1'36.264	280,5	15:38'14.791
6	31.524	15.111	27.087	22.306	1'36.028	282,7	15:39'50.819
7	31.579	15.096	27.163	22.054	1'35.892	281,3	15:41'26.711
8	31.544	15.092	29.288	22.943	1'38.867	282,0	15:43'05.578
9	31.741	15.080	27.297	22.230	1'36.348	279,1	15:44'41.926
10	31.623	15.161	27.158	22.205	1'36.147	279,1	15:46'18.073
11	31.608	15.119	27.362	22.266	1'36.355	277,6	15:47'54.428
12	31.669	15.025	27.425	22.229	1'36.348	281,3	15:49'30.776
13	31.694	15.100	27.262	22.257	1'36.313	277,6	15:51'07.089
14	31.744	15.145	27.457	22.306	1'36.652	279,8	15:52'43.741
15	31.787	15.224	27.216	22.260	1'36.487	278,4	15:54'20.228
16	31.650	15.190	28.359	22.345	1'37.544	278,4	15:55'57.772
17	31.903	15.147	27.334	22.255	1'36.639	278,4	15:57'34.411
18	31.975	15.106	27.314	22.214	1'36.609	279,1	15:59'11.020
19	31.690	15.100	27.324	22.850	1'36.964	280,5	16:00'47.984
20	31.890	15.129	27.354	22.212	1'36.585	282,0	16:02'24.569
21	31.939	15.388	27.409	22.348	1'37.084	269,3	16:04'01.653

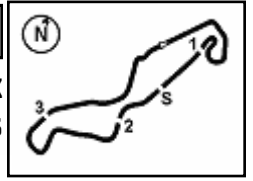
Race Time 33'54.613

19/04/2026

P = Pits In/Out - C = Lap Time Cancelled

These data/results cannot be reproduced, stored and/or transmitted in whole or in part by any manner of electronic, mechanical, photocopying, recording, broadcasting or otherwise now known or herein after developed without the previous express consent by the copyright owner, except for reproduction in daily press and regular printed publications on sale to the public within 60 days of the event related to those data/results and always provided that copyright symbol appears together as follows below.

© DORNA WSBK ORGANIZATION Srl 2026



Pirelli Dutch Round, 17-19 April 2026

Best Laps & Speeds

No.	Rider	Nat	Best Lap		FP1		FP2		FP3		SP		RC1		WUP		SPRC		RC2	
			LL	SPD	LL	SPD	LL	SPD	LL	SPD	LL	SPD	LL	SPD	LL	SPD	LL	SPD	LL	SPD
1	11 N. BULEGA Ducati Panigale V4R	ITA	1'32.144 111 298,3		1'33.952 20 292,7	1'33.687 19 295,9	1'33.322 9 291,9	1'32.144 6 290,3	1'33.341 21 293,5	1'33.620 5 292,7	1'32.357 10 291,9	1'33.162 21 298,3								
2	14 S. LOWES Ducati Panigale V4R	GBR	1'32.473 115 295,1		1'34.428 18 288,8	1'34.143 21 291,9	1'33.489 12 291,1	1'32.473 7 287,2	1'33.725 21 291,1	1'33.647 5 292,7	1'33.046 10 295,1	1'33.499 21 294,3								
3	7 I. LECUONA Ducati Panigale V4R	ESP	1'32.567 112 298,3		1'34.208 19 295,1	1'34.017 20 298,3	1'32.823 10 296,7	1'32.567 6 294,3	1'33.591 21 295,1	1'34.262 5 295,9	1'33.008 10 297,5	1'33.394 21 298,3								
4	22 A. LOWES bimota KB998 Rimini	GBR	1'32.868 113 295,1		1'34.817 18 287,2	1'34.189 22 291,1	1'33.082 10 291,9	1'32.960 6 288,8	1'34.185 21 289,5	1'33.819 5 290,3	1'32.868 10 295,1	1'34.065 21 295,1								
5	9 D. PETRUCCI BMW M 1000 RR	ITA	1'32.921 109 297,5		1'34.737 14 294,3	1'34.092 20 296,7	1'33.567 11 291,1	1'32.921 6 291,1	1'34.368 21 291,9	1'34.470 6 289,5	1'33.568 10 296,7	1'34.063 21 297,5								
6	97 X. VIERGE Yamaha YZF R1	ESP	1'32.946 110 296,7		1'34.713 18 290,3	1'34.097 19 292,7	1'33.516 10 291,9	1'32.946 6 288,8	1'34.482 21 295,1	1'34.166 5 293,5	1'33.397 10 296,7	1'34.224 21 296,7								
7	19 A. BAUTISTA Ducati Panigale V4R	ESP	1'32.970 114 300,8		1'34.738 19 290,3	1'34.250 20 299,2	1'33.177 11 296,7	1'33.013 7 290,3	1'34.173 21 292,7	1'34.078 5 290,3	1'32.970 10 298,3	1'33.939 21 300,8								
8	55 A. LOCATELLI Yamaha YZF R1	ITA	1'33.079 109 295,9		1'35.149 20 288,0	1'34.676 16 292,7	1'33.928 10 291,1	1'33.079 6 288,8	1'34.517 21 289,5	1'34.556 5 287,2	1'33.452 10 294,3	1'34.362 21 295,9								
9	34 L. BALDASSARRI Ducati Panigale V4R	ITA	1'33.108 114 298,3		1'34.527 22 291,9	1'33.963 21 297,5	1'34.219 7 288,0	1'33.108 7 288,0	1'34.448 21 295,9	1'34.309 5 289,5	1'33.438 10 298,3	1'34.009 21 296,7								
10	87 R. GARDNER Yamaha YZF R1	AUS	1'33.229 107 295,9		1'35.485 18 289,5	1'34.989 16 288,8	1'33.405 10 288,8	1'33.229 6 287,2	1'34.798 21 293,5	1'34.290 5 288,0	1'33.628 10 294,3	1'34.490 21 295,9								
11	46 T. BRIDEWELL Ducati Panigale V4R	GBR	1'33.231 104 296,7		1'35.464 18 292,7	1'34.721 15 295,1	1'34.093 8 292,7	1'33.231 6 291,9	1'34.414 21 296,7	1'34.500 5 292,7	1'33.805 10 295,9	1'34.587 21 296,7								
12	5 Y. MONTELLA Ducati Panigale V4R	ITA	1'33.258 113 300,8		1'34.820 19 293,5	1'34.430 21 293,5	1'33.568 11 292,7	1'33.258 4 291,1	1'34.498 21 299,2	1'33.554 6 295,9	1'33.491 10 300,8	1'33.916 21 300,0								
13	88 M. OLIVEIRA BMW M 1000 RR	POR	1'33.260 102 304,2		1'35.147 12 296,7	1'34.551 17 300,8	1'33.260 9 296,7	1'33.304 6 291,1	1'34.274 21 300,8	1'34.139 6 297,5	1'33.460 10 304,2	1'34.143 21 304,2								
14	95 T. MACKENZIE Ducati Panigale V4R	GBR	1'33.352 108 299,2		1'34.887 18 293,5	1'34.733 20 291,1	1'33.858 11 292,7	1'33.352 7 291,1	1'34.277 21 294,3	1'34.616 6 289,5	1'33.702 4 297,5	1'34.369 21 299,2								
15	67 A. SURRA Ducati Panigale V4R	ITA	1'33.452 110 300,0		1'35.748 18 292,7	1'34.472 19 293,5	1'34.088 10 291,1	1'33.452 6 292,7	1'34.621 21 295,9	1'34.144 5 296,7	1'33.946 10 300,0	1'34.413 21 299,2								
16	31 G. GERLOFF Kawasaki ZX-10RR	USA	1'33.575 111 300,8		1'35.301 18 291,1	1'35.098 19 292,7	1'33.810 10 289,5	1'33.575 6 292,7	1'34.689 21 295,9	1'34.914 6 292,7	1'33.724 10 300,8	1'34.752 21 300,0								
17	47 A. BASSANI bimota KB998 Rimini	ITA	1'33.756 113 297,5		1'35.016 17 285,7	1'34.620 24 288,0	1'33.985 9 287,2	1'33.756 6 288,8	1'34.578 21 292,7	1'33.977 5 294,3	1'34.147 10 296,7	1'34.520 21 297,5								
18	65 J. REA Honda CBR1000RR-R SP	GBR	1'33.856 108 294,3		1'35.592 17 285,7	1'35.124 17 288,0	1'34.106 10 290,3	1'33.856 6 287,2	1'35.162 21 290,3	1'34.768 6 291,9	1'33.979 10 294,3	1'34.503 21 293,5								
19	62 S. MANZI Yamaha YZF R1	ITA	1'33.926 115 295,1		1'36.129 20 288,0	1'35.251 20 288,0	1'34.271 10 288,8	1'34.213 7 285,7	1'34.973 21 292,7	1'34.622 6 290,3	1'33.926 10 292,7	1'34.493 21 295,1								
20	54 B. SOFUOGLU Yamaha YZF R1	TUR	1'34.013 109 292,7		1'35.455 22 288,8	1'35.481 18 285,7	1'34.506 10 289,5	1'34.013 1 285,7	1'35.133 21 288,0	1'34.812 6 287,2	1'34.576 10 291,1	1'35.023 21 292,7								
21	85 T. SMITS Yamaha YZF R1	NED	1'34.226 108 286,5		1'35.471 20 279,8	1'35.121 18 282,7	1'34.226 7 279,1	1'34.969 6 282,0	1'35.980 21 286,5	1'36.758 5 282,0	1'34.992 10 286,5	1'35.892 21 286,5								
22	13 M. RATO Yamaha YZF R1	ITA	1'34.360 110 292,7		1'36.519 18 282,0	1'36.149 19 286,5	1'34.964 10 287,2	1'34.360 6 286,5	1'35.857 21 285,0	1'35.507 5 286,5	1'34.679 10 290,3	1'34.986 21 292,7								
23	35 S. CHANTRA Honda CBR1000RR-R SP	THA	1'35.253 42 290,3		1'36.276 19 289,5	1'35.253 20 290,3	1'38.123 3 288,0													

19/04/2026

These data/results cannot be reproduced, stored and/or transmitted in whole or in part by any manner of electronic, mechanical, photocopying, recording, broadcasting or otherwise now known or herein after developed without the previous express consent by the copyright owner, except for reproduction in daily press and regular printed publications on sale to the public within 60 days of the event related to those data/results and always provided that copyright symbol appears together as follows below.

© DORNA WSBK ORGANIZATION Srl 2026

FICR PERUGIA TIMING



Pirelli Dutch Round, 17-19 April 2026

Fastest Laps Race 2

No.	Rider	Nat	Team	Bike	Class	Lap	Time	Gap
1	11 N. BULEGA	ITA	Aruba.it Racing - Ducati	Ducati Panigale V4R		4	1'33.162	
2	7 I. LECUONA	ESP	Aruba.it Racing - Ducati	Ducati Panigale V4R		5	1'33.394	0.232
3	14 S. LOWES	GBR	ELF Marc VDS Racing Team	Ducati Panigale V4R	IND	8	1'33.499	0.337
4	5 Y. MONTELLA	ITA	Barni Spark Racing Team	Ducati Panigale V4R	IND	2	1'33.916	0.754
5	19 A. BAUTISTA	ESP	Barni Spark Racing Team	Ducati Panigale V4R	IND	8	1'33.939	0.777
6	34 L. BALDASSARRI	ITA	Team Goeven	Ducati Panigale V4R	IND	3	1'34.009	0.847
7	9 D. PETRUCCI	ITA	ROKIT BMW Motorrad WorldSBK Team	BMW M 1000 RR		8	1'34.063	0.901
8	22 A. LOWES	GBR	bimota by Kawasaki Racing Team	bimota KB998 Rimini		7	1'34.065	0.903
9	88 M. OLIVEIRA	POR	ROKIT BMW Motorrad WorldSBK Team	BMW M 1000 RR		4	1'34.143	0.981
10	97 X. VIERGE	ESP	Pata Maxus Yamaha	Yamaha YZF R1		9	1'34.224	1.062
11	55 A. LOCATELLI	ITA	Pata Maxus Yamaha	Yamaha YZF R1		6	1'34.362	1.200
12	95 T. MACKENZIE	GBR	MGM Optical Express Racing	Ducati Panigale V4R	IND	5	1'34.369	1.207
13	67 A. SURRA	ITA	Motocorsa Racing	Ducati Panigale V4R	IND	4	1'34.413	1.251
14	87 R. GARDNER	AUS	GYTR GRT Yamaha WorldSBK Team	Yamaha YZF R1		5	1'34.490	1.328
15	62 S. MANZI	ITA	GYTR GRT Yamaha WorldSBK Team	Yamaha YZF R1		4	1'34.493	1.331
16	65 J. REA	GBR	Honda HRC	Honda CBR1000RR-R SP		6	1'34.503	1.341
17	47 A. BASSANI	ITA	bimota by Kawasaki Racing Team	bimota KB998 Rimini		5	1'34.520	1.358
18	46 T. BRIDEWELL	GBR	Superbike Advocates	Ducati Panigale V4R	IND	7	1'34.587	1.425
19	31 G. GERLOFF	USA	Kawasaki WorldSBK Team	Kawasaki ZX-10RR		6	1'34.752	1.590
20	13 M. RATO	ITA	Motoxracing WorldSBK Team	Yamaha YZF R1	IND	5	1'34.986	1.824
21	54 B. SOFUOGLU	TUR	Motoxracing WorldSBK Team	Yamaha YZF R1	IND	5	1'35.023	1.861
22	85 T. SMITS	NED	Team Apreco	Yamaha YZF R1	IND	7	1'35.892	2.730

19/04/2026

These data/results cannot be reproduced, stored and/or transmitted in whole or in part by any manner of electronic, mechanical, photocopying, recording, broadcasting or otherwise now known or herein after developed without the previous express consent by the copyright owner, except for reproduction in daily press and regular printed publications on sale to the public within 60 days of the event related to those data/results and always provided that copyright symbol appears together as follows below.

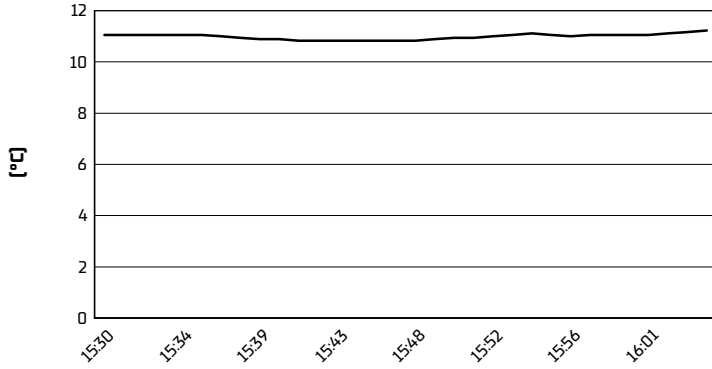
© DORNA WSBK ORGANIZATION Srl 2026

Pirelli Dutch Round, 17-19 April 2026

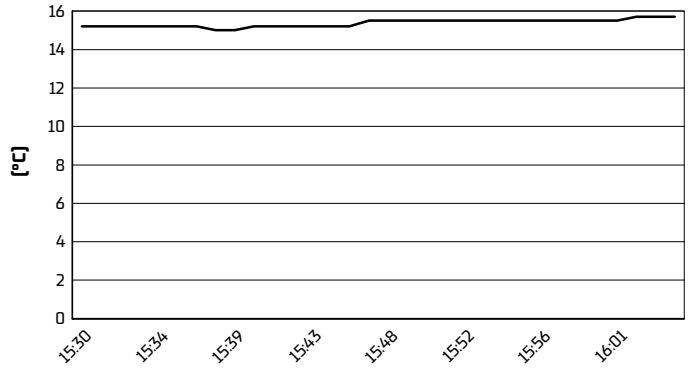
Weather Report Race 2

Session started 15:30 - Session ended 16:04


Air Temperature



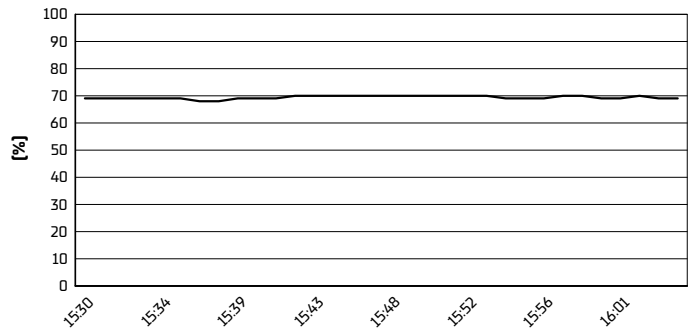
Track Temperature



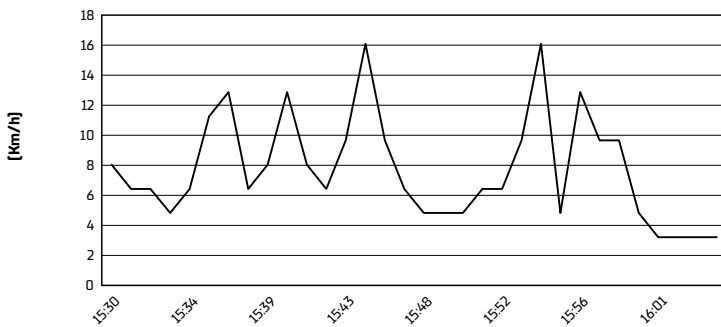
Air Pressure



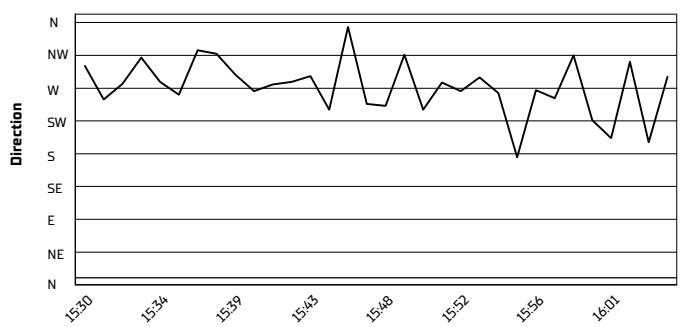
Humidity



Wind Speed



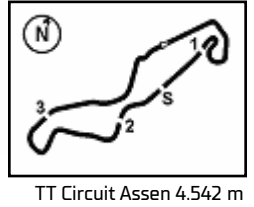
Wind Direction



19/04/2026

These data/results cannot be reproduced, stored and/or transmitted in whole or in part by any manner of electronic, mechanical, photocopying, recording, broadcasting or otherwise now known or herein after developed without the previous express consent by the copyright owner, except for reproduction in daily press and regular printed publications on sale to the public within 60 days of the event related to those data/results and always provided that copyright symbol appears together as follows below.

© DORNA WSBK ORGANIZATION Srl 2026



Pirelli Dutch Round, 17-19 April 2026 Riders Performance

TT Circuit Assen 4.542 m

Rider	Points	Points From First	Points From Previous	February 22 PHILLIP ISLAND			March 29 PORTIMAO			April 19 ASSEN			May 3 BALATON			May 17 MOST			May 31 ARAGON			June 14 MISANO			July 12 DONINGTON			September 6 MAGNY-COURS			September 27 CREMONA			October 11 ESTORIL			October 18 JEREZ											
				SP	1	2	SP	1	2	SP	1	2	SP	1	2	SP	1	2	SP	1	2	SP	1	2	SP	1	2	SP	1	2	SP	1	2	SP	1	2	SP	1	2	SP	1	2	SP	1	2			
1 BULEGA Nicolo (ITA)	186			1	1	1	1	1	1	1	1	1																																				
2 LECJONA Iker (ESP)	117	69		13	6	8	2	2	2	3	2	2																																				
3 LOWES Sam (GBR)	82	104	35	3	5	Rt	5	5	5	2	3	3																																				
4 LOWES Alex (GBR)	69	117	13	4	7	Rt	7	4	4	6	5	11																																				
5 OLIVEIRA Miguel (POR)	69	117	0	8	7		4	3	3	15	7	12																																				
6 BASSANI Axel (ITA)	67	119	2	5	4	2	10	8	8	17	12	13																																				
7 BAUTISTA Alvaro (ESP)	59	127	8	12	Rt	3	11	9	Rt	7	4	4																																				
8 BALDASSARRI Lorenzo (ITA)	58	128	1	7	3	9	8	11	6	9	8	6																																				
9 MONTELLA Yari (ITA)	48	138	10	2	2	Rt	3	16	Nc	12	11	5																																				
10 LOCATELLI Andrea (ITA)	44	142	4	15	13	5	14	12	9	8	6	8																																				
11 PETRUCCI Danilo (ITA)	41	145	3	6	10	6	9	10	7	4	18	9																																				
12 VIERGE Xavi (ESP)	34	152	7	9	Rt	Rt	6	6	14	5	10	7																																				
13 MACKENZIE Tarran (GBR)	32	154	2	11	12	4	15	14	Rt	14	9	10																																				
14 GERLOFF Garrett (USA)	24	162	8	8	11	10	13	7	Rt	16	16	18																																				
15 GARDNER Remy (AUS)	16	170	8	14	Rt	13	12	13	10	10	14	14																																				
16 SURRA Alberto (ITA)	13	173	3	10	9	12	16	15	Rt	15	15	17																																				
17 MANZI Stefano (ITA)	8	178	5	18	Rt	14	17	17	11	20	19	15																																				
18 NAGASHIMA Tetsuta (JPN)	7	179	1	17	14	11																																										
19 BRIDEWELL Thomas (GBR)	6	180	1				20	Rt	13	11	13	16																																				
20 REA Jonathan (GBR)	4	182	2				18	19	12	18	17	19																																				
21 VICKERS Ryan (GBR)	1	185	3	16	15	Rt																																										
22 SOFUOGLU Bahattin (TUR)	1	185	0	19	16	15	21	20	Rt	19	20	20																																				
23 CHANTRA Somkiat (THA)	1	185	0				19	18	15	Rt																																						

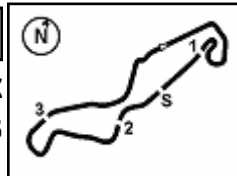
19/04/2026

SP = Superpole - 1 = Race 1 - 2 = Race 2

Ns = Did Not Start - Rt = Retired - Ex = Excluded

These data/results cannot be reproduced, stored and/or transmitted in whole or in part by any manner of electronic, mechanical, photocopying, recording, broadcasting or otherwise now known or herein after developed without the previous express consent by the copyright owner, except for reproduction in daily press and regular printed publications on sale to the public within 60 days of the event related to those data/results and always provided that copyright symbol appears together as follows below.

© DORNA WSBK ORGANIZATION Srl 2026



Pirelli Dutch Round, 17-19 April 2026

Race Winners

TT Circuit Assen 4.542 m

	2023	2024	2025	2026
01 Phillip Island	RC1: Bautista A. [ESP] DUC SPRC: Bautista A. [ESP] DUC RC2: Bautista A. [ESP] DUC	RC1: Bulega N. [ITA] DUC SPRC: Lowes A. [GBR] KAW RC2: Lowes A. [GBR] KAW	RC1: Bulega N. [ITA] DUC SPRC: Bulega N. [ITA] DUC RC2: Bulega N. [ITA] DUC	RC1: Bulega N. [ITA] DUC SPRC: Bulega N. [ITA] DUC RC2: Bulega N. [ITA] DUC
02 Portimao	RC1: Bautista A. [ESP] DUC SPRC: Bautista A. [ESP] DUC RC2: Bautista A. [ESP] DUC	RC1: Razgatlioglu T. [TUR] BMW SPRC: Razgatlioglu T. [TUR] BMW RC2: Razgatlioglu T. [TUR] BMW	RC1: Razgatlioglu T. [TUR] BMW SPRC: Razgatlioglu T. [TUR] BMW RC2: Razgatlioglu T. [TUR] BMW	RC1: Bulega N. [ITA] DUC SPRC: Bulega N. [ITA] DUC RC2: Bulega N. [ITA] DUC
03 Assen	RC1: Bautista A. [ESP] DUC SPRC: Bautista A. [ESP] DUC RC2: Bautista A. [ESP] DUC	RC1: Spinelli N. [ITA] DUC SPRC: Bautista A. [ESP] DUC RC2: Razgatlioglu T. [TUR] BMW	RC1: Bulega N. [ITA] DUC SPRC: Razgatlioglu T. [TUR] BMW RC2: Locatelli A. [ITA] YAM	RC1: Bulega N. [ITA] DUC SPRC: Bulega N. [ITA] DUC RC2: Bulega N. [ITA] DUC
04 Balaton			RC1: Razgatlioglu T. [TUR] BMW SPRC: Razgatlioglu T. [TUR] BMW RC2: Razgatlioglu T. [TUR] BMW	
05 Most	RC1: Rea J. [GBR] KAW SPRC: Razgatlioglu T. [TUR] YAM RC2: Bautista A. [ESP] DUC	RC1: Razgatlioglu T. [TUR] BMW SPRC: Razgatlioglu T. [TUR] BMW RC2: Razgatlioglu T. [TUR] BMW	RC1: Razgatlioglu T. [TUR] BMW SPRC: Razgatlioglu T. [TUR] BMW RC2: Bulega N. [ITA] DUC	
06 Aragon	RC1: Rinaldi M. [ITA] DUC SPRC: Bautista A. [ESP] DUC RC2: Bautista A. [ESP] DUC	RC1: Iannone A. [ITA] DUC SPRC: Bautista A. [ESP] DUC RC2: Bautista A. [ESP] DUC	RC1: Razgatlioglu T. [TUR] BMW SPRC: Bulega N. [ITA] DUC RC2: Bulega N. [ITA] DUC	
07 Misano	RC1: Bautista A. [ESP] DUC SPRC: Bautista A. [ESP] DUC RC2: Bautista A. [ESP] DUC	RC1: Razgatlioglu T. [TUR] BMW SPRC: Razgatlioglu T. [TUR] BMW RC2: Razgatlioglu T. [TUR] BMW	RC1: Razgatlioglu T. [TUR] BMW SPRC: Razgatlioglu T. [TUR] BMW RC2: Razgatlioglu T. [TUR] BMW	
08 Donington	RC1: Bautista A. [ESP] DUC SPRC: Razgatlioglu T. [TUR] YAM RC2: Bautista A. [ESP] DUC	RC1: Razgatlioglu T. [TUR] BMW SPRC: Razgatlioglu T. [TUR] BMW RC2: Razgatlioglu T. [TUR] BMW	RC1: Razgatlioglu T. [TUR] BMW SPRC: Razgatlioglu T. [TUR] BMW RC2: Razgatlioglu T. [TUR] BMW	
09 Magny-Cours	RC1: Razgatlioglu T. [TUR] YAM SPRC: Razgatlioglu T. [TUR] YAM RC2: Bautista A. [ESP] DUC	RC1: van der Mark M. [NED] BMW SPRC: Bulega N. [ITA] DUC RC2: Bulega N. [ITA] DUC	RC1: Razgatlioglu T. [TUR] BMW SPRC: Razgatlioglu T. [TUR] BMW RC2: Razgatlioglu T. [TUR] BMW	
10 Cremona		RC1: Petrucci D. [ITA] DUC SPRC: Petrucci D. [ITA] DUC RC2: Petrucci D. [ITA] DUC	RC1: Bulega N. [ITA] DUC SPRC: Bulega N. [ITA] DUC RC2: Bulega N. [ITA] DUC	
11 Estoril		RC1: Razgatlioglu T. [TUR] BMW SPRC: Bulega N. [ITA] DUC RC2: Razgatlioglu T. [TUR] BMW	RC1: Razgatlioglu T. [TUR] BMW SPRC: Razgatlioglu T. [TUR] BMW RC2: Bulega N. [ITA] DUC	
12 Jerez	RC1: Bautista A. [ESP] DUC SPRC: Bautista A. [ESP] DUC RC2: Bautista A. [ESP] DUC	RC1: Bulega N. [ITA] DUC SPRC: Bulega N. [ITA] DUC RC2: Razgatlioglu T. [TUR] BMW	RC1: Bulega N. [ITA] DUC SPRC: Bulega N. [ITA] DUC RC2: Bulega N. [ITA] DUC	

2026

9 N. Bulega

ALL TIMES

119 J. Rea	21 M. Biaggi	10 C. Vermeulen	3 R. Kiyonari	2 T. Rymer
78 T. Razgatlioglu	17 P. Chili	9 S. Guintoli	3 L. Lanzi	1 T. Aoki
63 A. Bautista	16 G. Falappa	8 A. Gobert	3 D. Petrucci	1 A. Barros
59 C. Fogarty	16 N. Hodgson	8 F. Merkel	3 M. Tamada	1 G. Goodfellow
52 T. Bayliss	16 J. Toseland	7 B. Bostrom	3 A. Yanagawa	1 N. Hayden
43 N. Haga	14 J. Kocinski	6 M. van der Mark	2 L. Baz	1 A. Iannone
34 T. Sykes	14 S. Russell	5 L. Haslam	2 S. Byrne	1 T. Kipp
33 T. Corsier	14 B. Spies	5 M. Rinaldi	2 D. Chandler	1 K. Kitagawa
32 C. Davies	13 E. Laverty	5 D. Tardozzi	2 M. Dowson	1 A. Locatelli
31 C. Edwards	13 A. Slight	4 M. Fabrizio	2 P. Goddard	1 G. McCoy
29 N. Bulega	12 S. Redding	4 Y. Kagayama	2 H. Izutsu	1 A. Meklau
27 D. Polen	11 R. Lacconi	4 A. Lowes	2 M. Lucchiarri	1 A. Morillas
24 C. Checa	11 S. Mertens	4 R. Phillis	2 M. Lucchinelli	1 F. Nieto
23 R. Roche	11 R. Xaus	3 C. Crutchlow	2 K. Magee	1 P. Picotte
22 M. Melandri	10 F. Pirovano	3 M. Doohan	2 M. Neukirchner	1 A. Pitt

19/04/2026

These data/results cannot be reproduced, stored and/or transmitted in whole or in part by any manner of electronic, mechanical, photocopying, recording, broadcasting or otherwise now known or herein after developed without the previous express consent by the copyright owner, except for reproduction in daily press and regular printed publications on sale to the public within 60 days of the event related to those data/results and always provided that copyright symbol appears together as follows below.

© DORNA WSBK ORGANIZATION Srl 2026